



Catalogue 索引



01-04
CB 骑马抽屉
Twin Wall Side Board Drawer



17-26
N3 全拉出隐藏式缓冲滑轨
N3 Soft-closing Concealed Full
Extension Slide



05-10
CT 骑马抽屉
Twin Wall Side Board Drawer



27-38
N2 二节隐藏式缓冲滑轨
N2 Soft-closing concealed Single
Extension Slide



11-16
V6 全拉出隐藏式缓冲滑轨
V6 Soft-closing Concealed
Full Extension Slide



CB 骑马抽屉

CB Twin Wall Side Board Drawer



心造·不渲
极致的追求，星徽从未停止

SACA will never stop pursuing the ultimate perfection.

稳定的滑轨系统使得运行动作一致，确保滑轨畅通的运行质量，让开启关闭更轻松！

人性化设计，无处不在的安全细节，不伤手，防割伤！

精湛的技术使安装、拆卸和调节轻而易举。

CB01 骑马抽屉

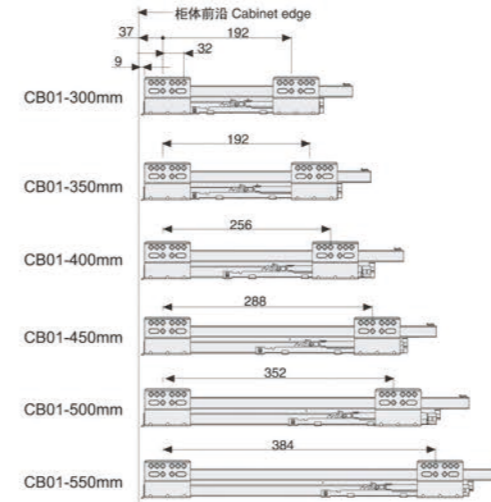
CB01 Twin Wall Side Board Drawer



- 隐藏式全拉出缓冲抽屉
 - 载重: 35kg
 - 表面: 多种颜色
 - 无需工具, 抽屉可快速安装和拆卸
 - 静音系统, 滑轨运动顺畅
 - 三维调节: 上下(可调±2mm)、左右(可调±1.5mm)方向
 - 自闭功能, 平缓关闭, 抽屉关闭不受重量影响
 - 长度: 300-550mm
- Soft-closing concealed full extension drawer
 - Dynamic load capacity: 35kg
 - Finish: Various colors available
 - Tool-free quick installation
 - Quiet system can guarantee the slides run smoothly without noise
 - 4-way adjustment: ±2mm vertically, ±1.5mm horizontally
 - Self and soft-closing function make the drawer close safely without effect of weight
 - Length: 300-550mm

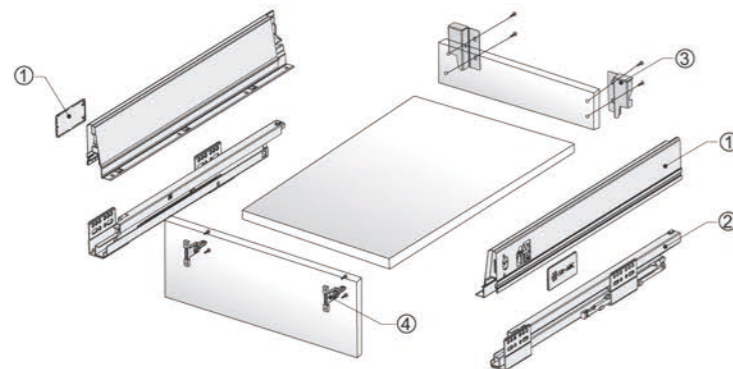
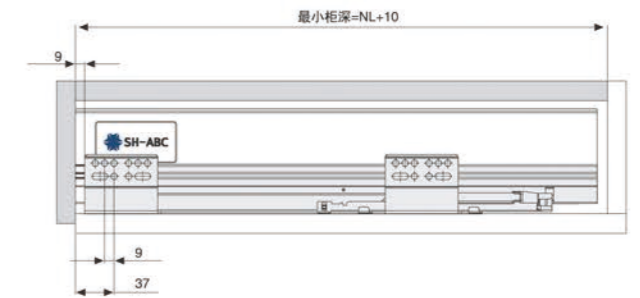
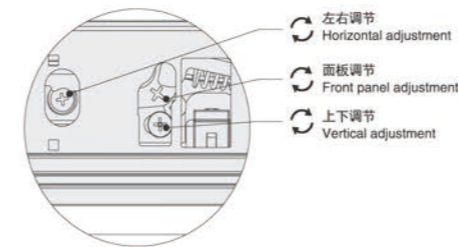


柜体轨道安装孔尺寸 Installation dimensions for cabinet rail



产品型号 Item No.	侧板的标称长度 Slide board length NL	包装(付/箱) Packing(Pair/Box)
CB01-300	300	4
CB01-350	350	4
CB01-400	400	4
CB01-450	450	4
CB01-500	500	4
CB01-550	550	4

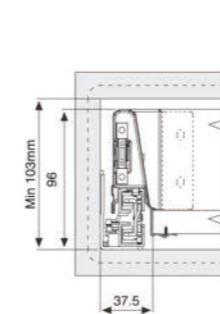
调节机构 Adjustment mechanism



	① CB01-侧板(左/右)+装饰盖 1付 CB01-Side box (L/R)+Cover caps 1Pair
	② CB01-轨道(左/右) 1付 CB01-Slides (L/R) 1Pair
	③ CB01-背板固定座(左/右) 1付 CB01-Back fixing-brackets (L/R) 1Pair
	④ CB01-面板连接件 1付 CB01-Front panel connectors 1Pair

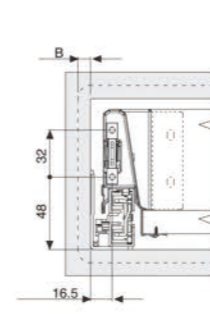
安装示意图 Installation diagram

柜体内的空间需求
Inner cabinet space requirement



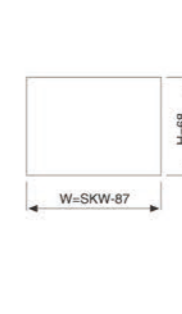
NL: 滑轨的标称长度
Nominal Slide length

面板的尺寸
Front panel dimensions



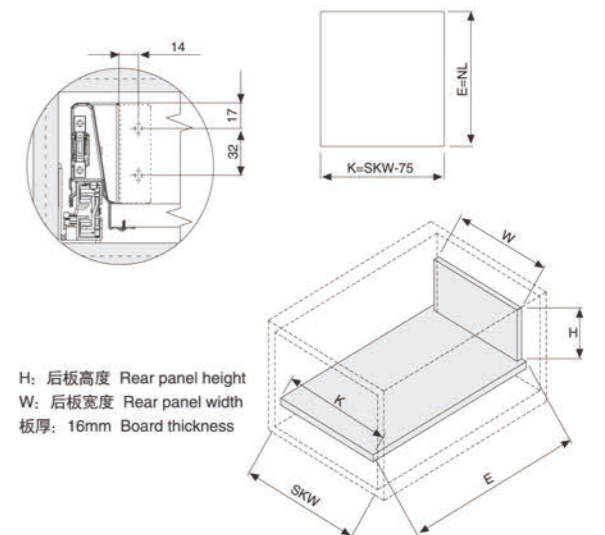
B: 用户自定义
Defined by customer

后板尺寸
Rear panel dimensions



SKW: 柜体内宽 Inner net width
E: 底板长度 Bottom panel length
K: 底板宽度 Bottom panel width

底板尺寸
Bottom panel dimensions



H: 后板高度 Rear panel height
W: 后板宽度 Rear panel width
板厚: 16mm Board thickness

CB02 骑马抽屉

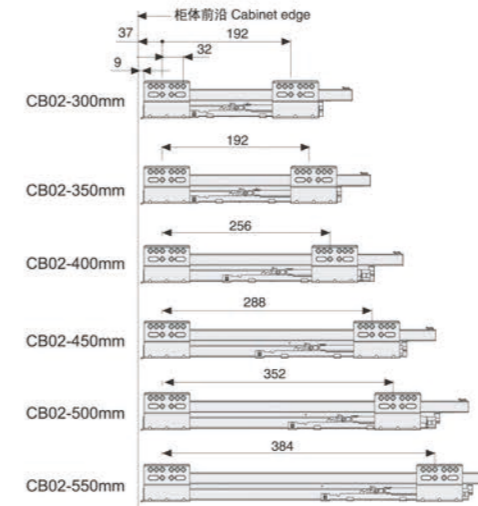
CB02 Twin Wall Side Board Drawer



- 隐藏式全拉出缓冲抽屉
- 载重: 35kg
- 表面: 多种颜色
- 无需工具, 抽屉可快速安装和拆卸
- 静音系统, 滑轨运动顺畅
- 三维调节: 上下(可调 $\pm 2\text{mm}$)、左右(可调 $\pm 1.5\text{mm}$)方向
- 自闭功能, 平缓关闭, 抽屉关闭不受重量影响
- 长度: 300-550mm
- Soft-closing concealed full extension drawer
- Dynamic load capacity: 35kg
- Finish: Various colors available
- Tool-free quick installation
- Quiet system can guarantee the slides run smoothly without noise
- 4-way adjustment: $\pm 2\text{mm}$ vertically, $\pm 1.5\text{mm}$ horizontally
- Self and soft-closing function make the drawer close safely without effect of weight
- Length: 300-550mm

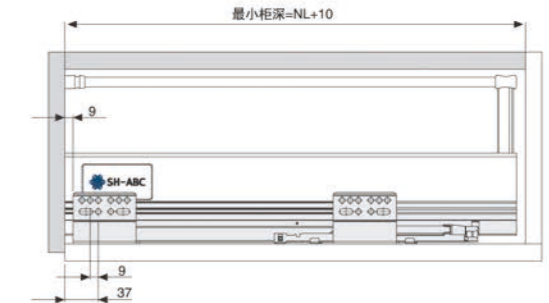
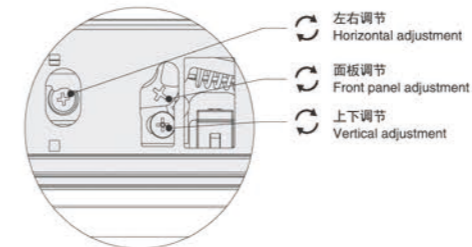


柜体轨道安装孔尺寸 Installation dimensions for cabinet rail

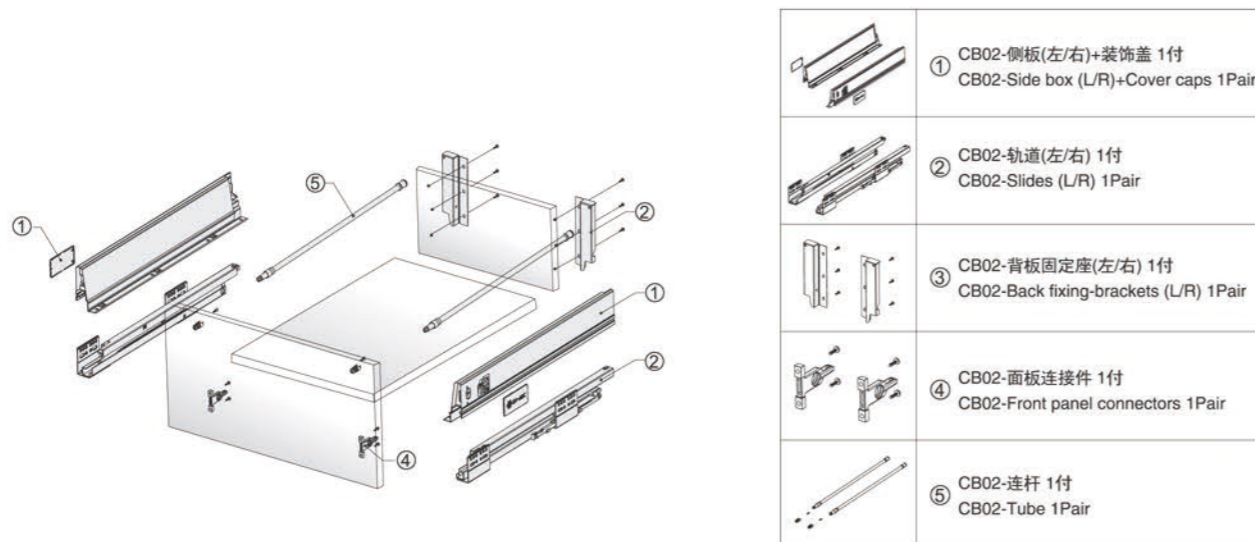
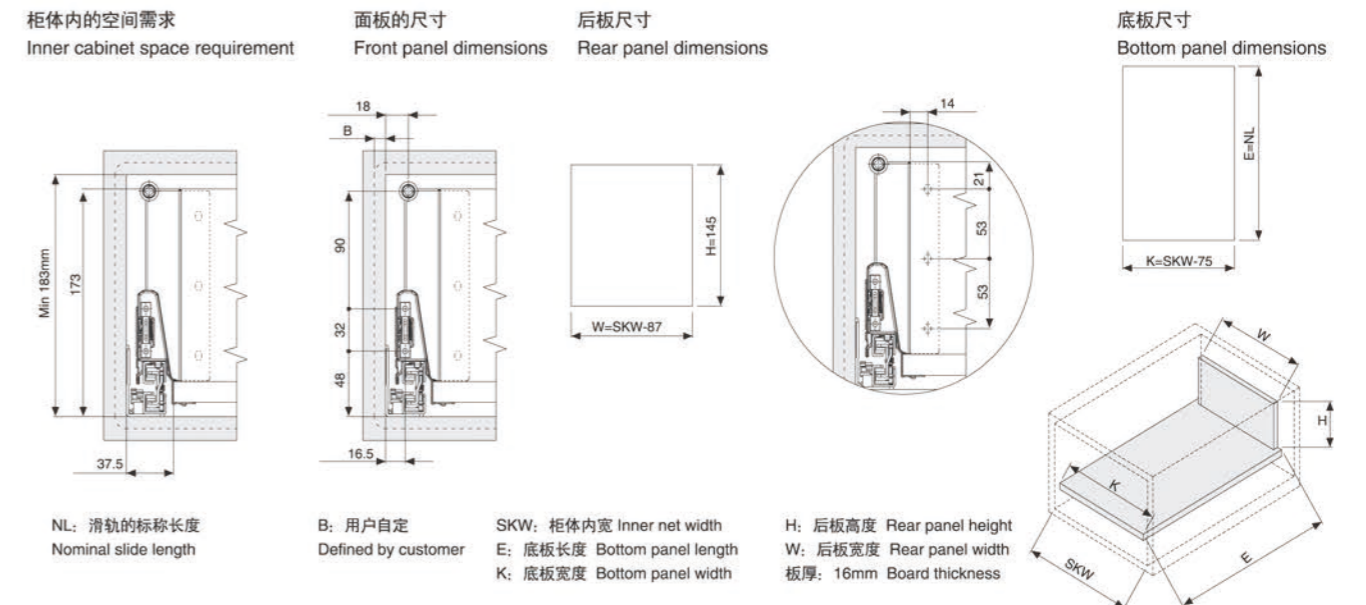


产品型号 Item No.	侧板的标称长度 Slide board length NL	包装(付/箱) Packing(Pair/Box)
CB02-300	300	4
CB02-350	350	4
CB02-400	400	4
CB02-450	450	4
CB02-500	500	4
CB02-550	550	4

调节机构 Adjustment mechanism



安装示意图 Installation diagram





CT 骑马抽屉
CT Twin Wall Side Board Drawer



动感家具，星徽为您呈现！

SACA products will
make your furniture function better!


采用国际领先的智能控制技术和阻尼系统，搭配独具匠心的轨道设计功能，
确保滑轨运行的精准稳定、畅通顺滑，自动回位

CT01 骑马抽屉

CT01 Twin Wall Side Board Drawer



- 隐藏式全拉出缓冲抽屉
- 载重: 25kg
- 无需工具, 抽屉可快速安装和拆卸
- 三维可调: 上下可调(±3mm)、左右可调(±2mm)
- 轻柔顺畅, 自动回位
- 长度: 350-600mm
- Soft-closing concealed full extension drawer
- Dynamic load capacity: 25kg
- Tool-free quick installation
- 4-way adjustment: ±2mm vertically, ±1.5mm horizontally
- Self and soft-closing function make the drawer close safely without effect of weight
- Length: 350-600mm

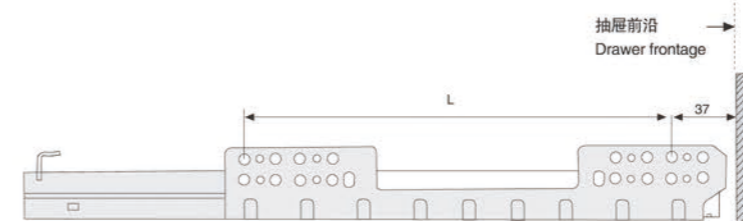


推入式安装自动回位

简单的推入式安装, 将抽屉水平放在滑轨上推入即完成安装; 前连接件将抽屉和滑轨相连, 确保了抽屉的安全固定。

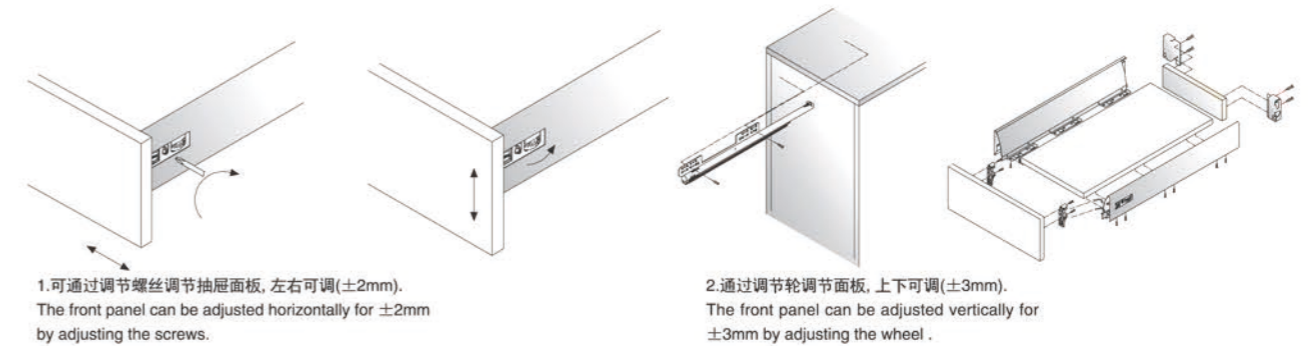
Simple Push Type Installation

Put drawer on slide horizontally, push it closed, then assembling is finished. The front connecting part connects drawer and slides which ensures that drawer can be fixed safely.

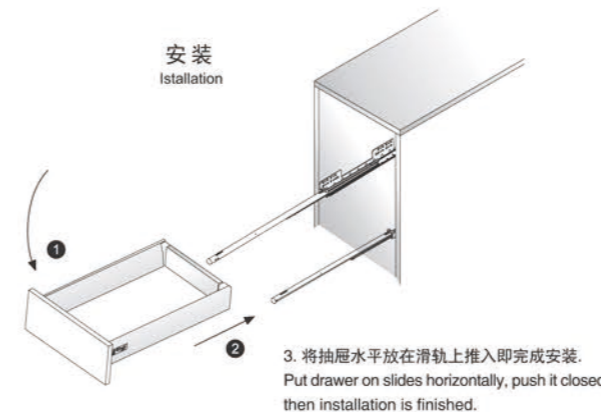


产品型号 Item No.	滑轨基本长度(mm) Length of slide	最小柜深(mm) Depth of drawer	孔距尺寸L(mm) Hole distance size
CT01-350	350	370	160
CT01-420	420	440	160
CT01-450	450	470	256
CT01-470	470	490	256
CT01-500	500	520	256
CT01-550	550	570	256

安装步骤: Install step



安装 Installation

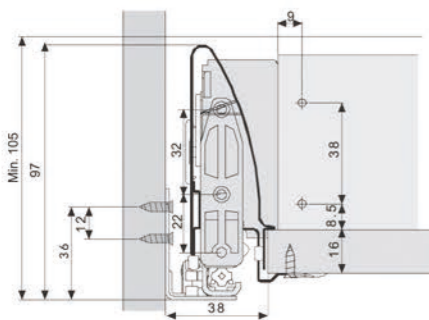


拆卸

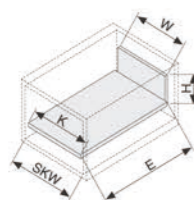
拆卸方面简单, 只需用手将抽屉前端底部扣把同时压缩, 即可取出抽屉。

Demount
Press both plastic parts under drawer, then drawer can be demounted easily.

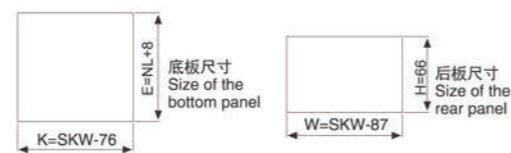
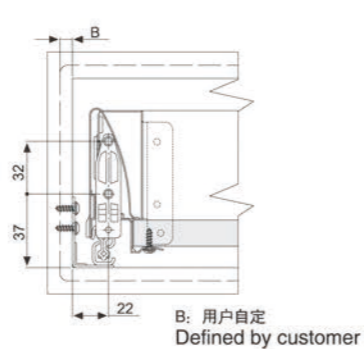
柜体内的空间需求 Inner cabinet space requirements



后板与底板的切割尺寸 Cutting size of the rear and bottom panels



面板的安装尺寸 Front panel dimensions



SKW: 柜体净宽 Inner net width E: 底板长度 Bottom panel length
W: 后板长度 Rear panel length H: 后板高度 Rear panel height
NL: 滑轨的标称长度 Nominal slide length 板厚: 16mm

CT02 骑马抽屉

CT02 Twin Wall Side Board Drawer



- 隐藏式全拉出缓冲抽屉
- 载重: 25kg
- 无需工具, 抽屉可快速安装和拆卸
- 三维可调: 上下可调(±3mm)、左右可调(±2mm)
- 轻柔顺畅, 自动回位
- 长度: 350-600mm
- Soft-closing concealed full extension drawer
- Dynamic load capacity: 25kg
- Tool-free quick installation
- 4-way adjustment: ±2mm vertically, ±1.5mm horizontally
- Self and soft-closing function make the drawer close safely without effect of weight
- Length: 350-600mm

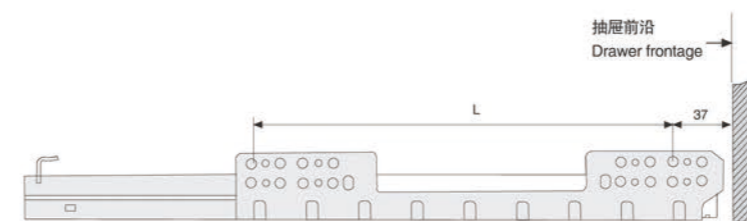


推入式安装自动回位

简单的推入式安装, 将抽屉水平放在滑轨上推入即完成安装; 前连接件将抽屉和滑轨相连, 确保了抽屉的安全固定。

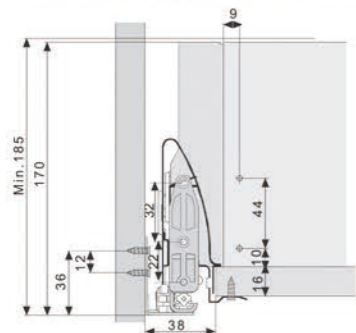
Simple Push Type Installation

Put drawer on slide horizontally, push it closed, then assembling is finished. The front connecting part connects drawer and slides which ensures that drawer can be fixed safely.

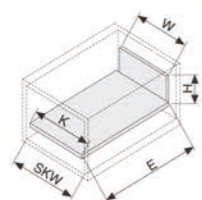


产品型号 Item No.	滑轨基本长度(mm) Length of slide	最小柜深(mm) Depth of drawer	孔距尺寸L(mm) Hole distance size
CT02-350	350	370	160
CT02-420	420	440	160
CT02-450	450	470	256
CT02-470	470	490	256
CT02-500	500	520	256
CT02-550	550	570	256

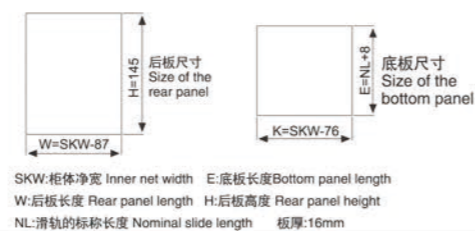
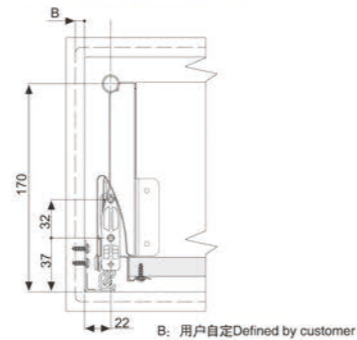
柜体内的空间需求
Inside cabinet space requirements



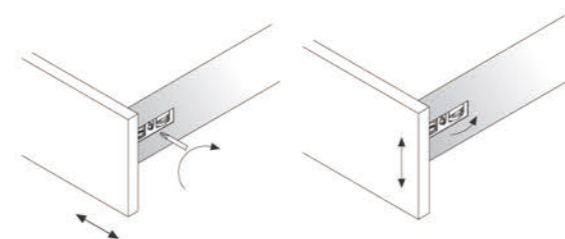
后板与底板的切割尺寸
Cutting size of the rear and bottom panels



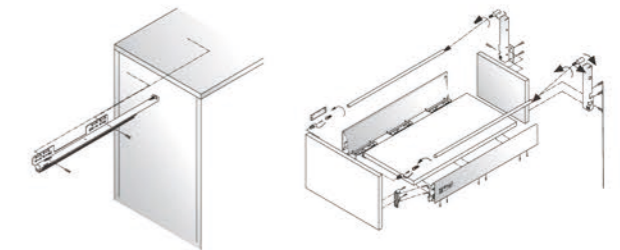
面板的安装尺寸
Front panel dimensions



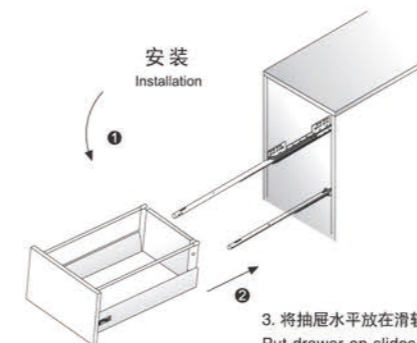
安装步骤: Install step



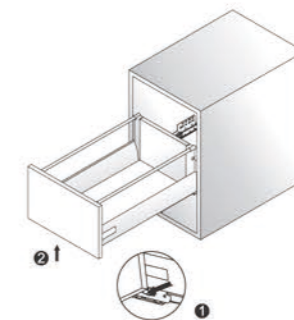
1. 可通过调节螺丝调节抽屉面板, 左右可调(±2mm).
The front panel can be adjusted horizontally for ±2mm by adjusting the screws.



2. 通过调节轮调节面板, 上下可调(±3mm).
The front panel can be adjusted vertically for ±3mm by adjusting the wheel.



3. 将抽屉水平放在滑轨上推入即完成安装。
Put drawer on slides horizontally, push it closed, then installation is finished.



拆卸
拆卸方面简单, 只需用手将抽屉前端底部扣把同时压缩, 即可取出抽屉。
Demount
Press both plastic parts under drawer, then drawer can be demounted easily.



 **SH-ABC SLIDE**

Professional, reliable and durable



V6 全拉出隐藏式缓冲滑轨

V6 Soft-closing Concealed Full Extension Slide

V6-F1 全拉出隐藏式缓冲滑轨

V6-F1 Soft-closing Concealed Full Extension Slide



V6扣把 V6 Plastic part



- 载重: 25kg
- 完美的高度和侧面稳定性
带抗阻的滑轨保证了最佳的滑行功能
- 滑轨自动排除脏物功能, 无需维护
- 轻柔顺畅, 自动回位
- 推入式安装
只要把抽屉放在滑轨上, 往里推, 安装即完成!

- Dynamic load capacity : 25kg
- Perfect height and stability at side can guarantee excellent running condition of the slides
- Slide can remove dust automatically, no maintenance is needed.
- Self and soft-closing function make the drawer close safely without effect of weight
- Push type installation
Put drawer on slides horizontally, push it closed, then assembling is finished

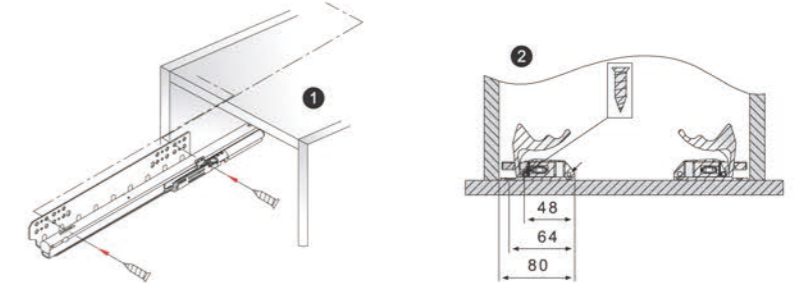
产品型号 Item No.	抽屉长度A(mm) Length of drawer	最小柜深(mm) Min cabinet depth	孔距尺寸L(mm) Hole distance size
V6-F1-250	250	265	160
V6-F1-300	300	315	160
V6-F1-350	350	365	160
V6-F1-400	400	415	256
V6-F1-420	420	435	256
V6-F1-450	450	465	256
V6-F1-470	470	485	256
V6-F1-500	500	515	256
V6-F1-550	550	565	256
V6-F1-600	600	615	256

- 有高度调节功能, 可通过转动蓝色轮子调节导轨和抽屉底部的间隙
- 无需工具安装和拆卸抽屉
- 有缓冲功能
- With height-adjustment function, the gap between drawer bottom and slides can be adjusted by rotating the blue plastic wheel.
- Tool-free, quick installation
- With soft-closing function

推入式安装自闭功能

简单的推入式安装, 将抽屉水平放在滑轨上推入即完成安装; 前连接件将抽屉和滑轨相连, 确保了抽屉的安全固定。

Put drawer on slide horizontally, push it closed, then assembling is finished. The front connecting part connects drawer and slides which ensures that drawer can be fixed safely.

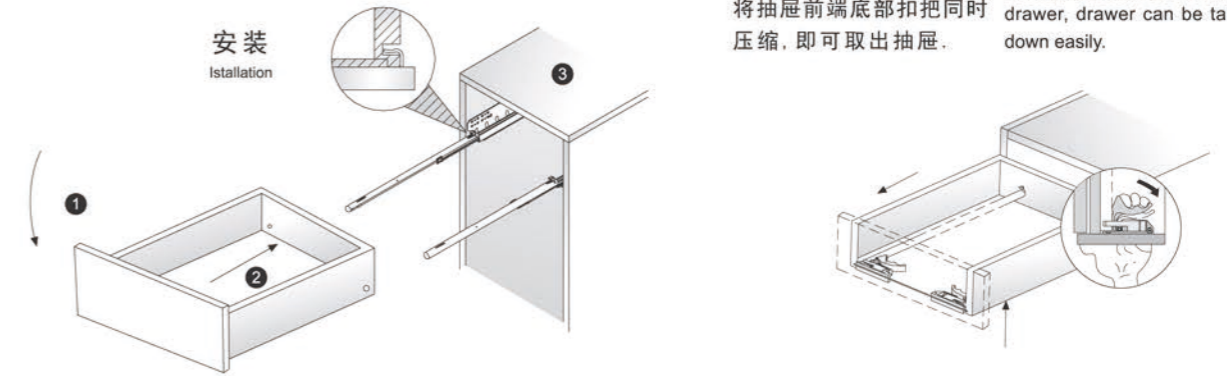


拆卸

拆卸方面简单, 只需用手将抽屉前端底部扣把同时压缩, 即可取出抽屉。

Demount

Press both plastic parts under drawer, drawer can be taken down easily.



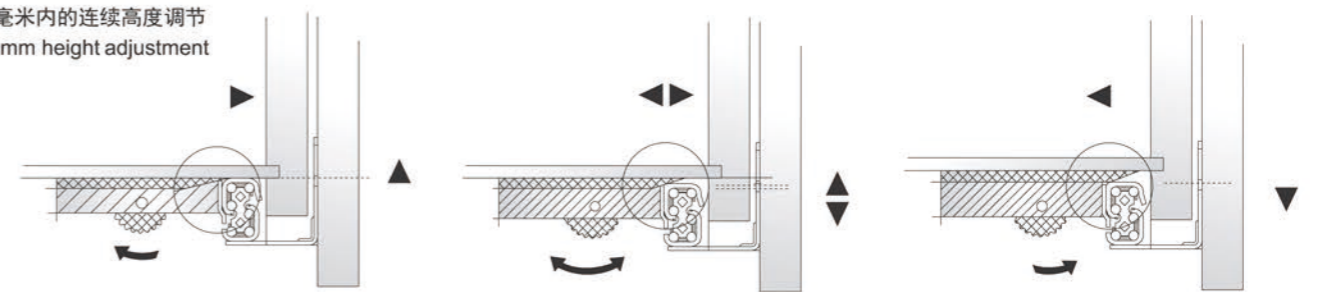
有高度调节功能的前连接件

当前连接件带有高度调节功能时, 它可调节抽屉底部和滑轨间的间隙。无需工具, 通过一个有色轮即可调节抽屉+2mm的高度。

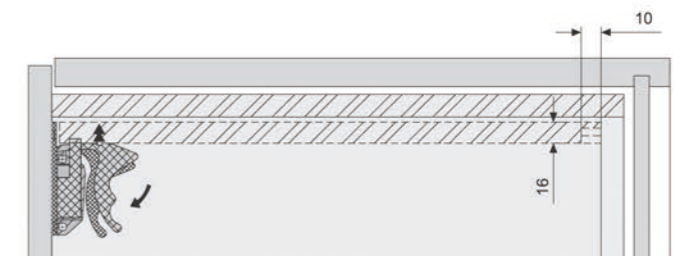
Front connecting part with height adjustment

When the front connecting part is with height-adjustment function, the gap between drawer bottom and slide can be adjusted by rotating the colored plastic wheel.

+2毫米内的连续高度调节
+2 mm height adjustment


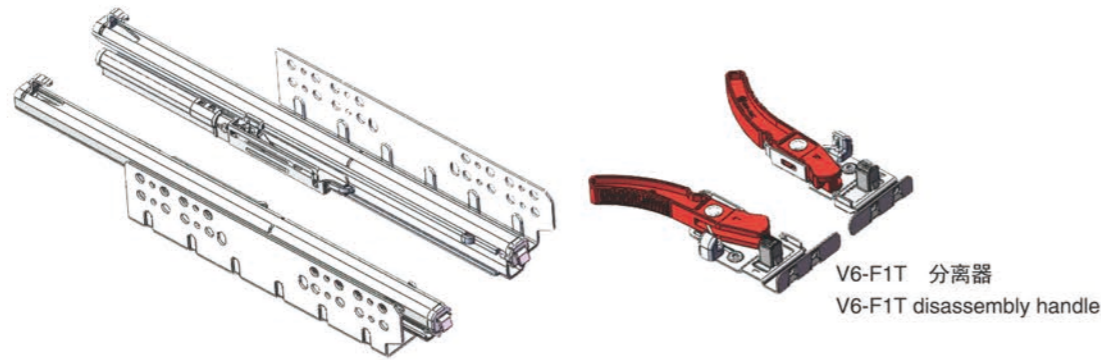


前连接件有脱卸装置, 抽屉从滑轨移开非常方便
The demountable feature of the front connecting part makes removal of the drawer very easy.



V6-F1T 全拉出隐藏式缓冲滑轨

V6-F1T Soft-closing Concealed Full Extension Slide

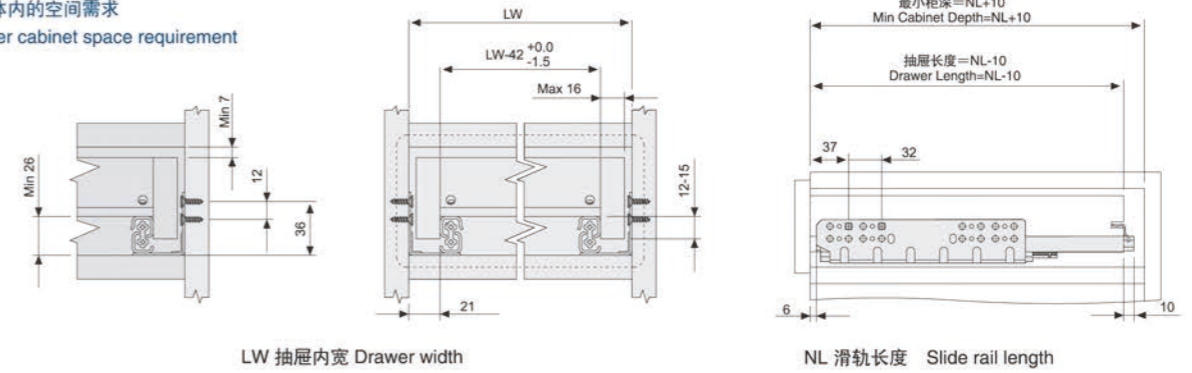


- 载重: 25kg
- 完美的高度和侧面稳定性
带抗阻的滑轨保证了最佳的滑行功能
- 滑轨自动排除脏物功能, 无需维护
- 轻柔顺畅, 自动回位
- 推入式安装
只要把抽屉放在滑轨上, 往里推, 安装即完成!
- Dynamic load capacity : 25kg
- Perfect height and stability at side can guarantee excellent running condition of the slides
- Slide can remove dust automatically, no maintenance is needed
- Self and soft-closing function make the drawer close safely without effect of weight
- Push type installation
put drawer on slides horizontally, push it closed, then assembling is finished

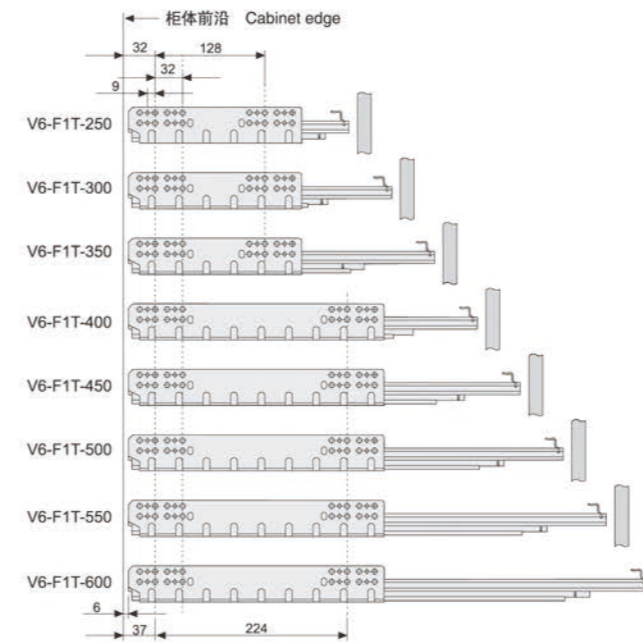
产品型号 Item No.	抽屉长度(mm) Length of drawer	拉出长度(mm) Pull-out length	最小柜深(mm) Min cabinet depth	包装单位(套)/箱 Packing Unit(set)/Box
V6-F1T-250	250	234	270	10 set
V6-F1T-300	300	284	320	10 set
V6-F1T-350	350	334	370	10 set
V6-F1T-400	400	384	420	10 set
V6-F1T-450	450	434	470	10 set
V6-F1T-500	500	484	520	10 set
V6-F1T-550	550	534	570	10 set
V6-F1T-600	600	584	620	10 set

安装示意图 Installation diagram

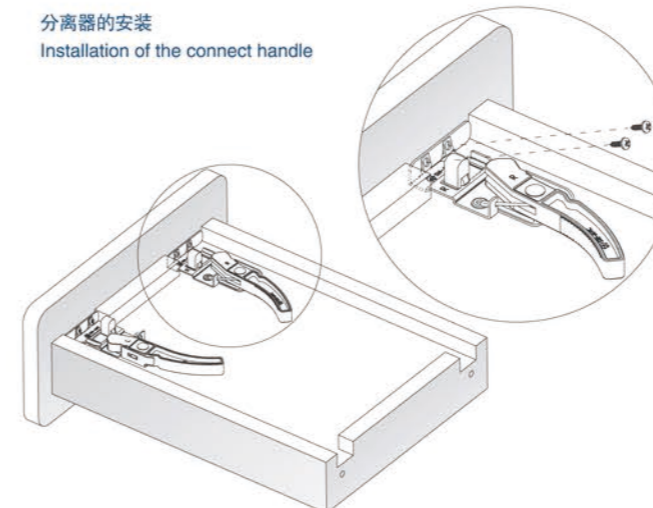
柜体内的空间需求
Inner cabinet space requirement



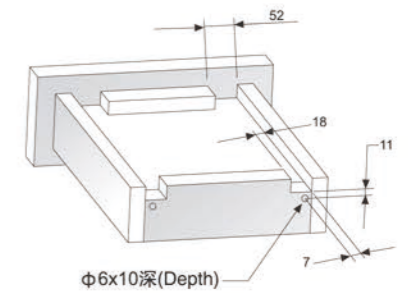
柜体轨道安装孔尺寸
Installation dimensions for cabinet rail



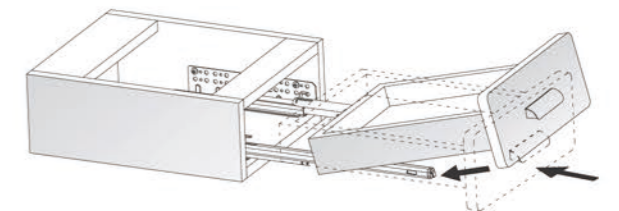
分离器的安装
Installation of the connect handle



抽屉后板开槽钻孔尺寸
Hole size on rear panel of the drawer

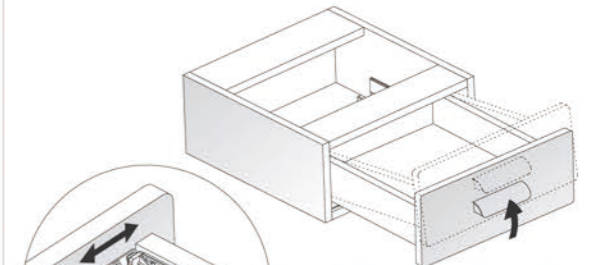


抽屉的安装 Installation of the drawer



将滑轨全拉出, 把抽屉放在滑轨上, 然后水平推入柜体, 抽屉即可关闭。
Fully open the slides and put the drawer on it, then push into cabinet horizontally, the drawer can be closed.

抽屉的调节与拆卸 Adjustment and removal of the drawer



抽屉可通过调节块来调节高度2mm
The drawer may be adjusted in height for +2mm by rotating the adjustable plastic.

抽屉拆卸时, 双手轻压分离器, 见箭头方向, 即可拆卸
Hold the plastic gently according to the direction of the arrow when removing the drawer, then the drawer can be demounted easily.



 **SH-ABC SLIDE**

Professional, reliable and durable



N3 全拉出隐藏式缓冲滑轨

N3 Soft-closing Concealed Full Extension Slide

N3F1 三节隐藏缓冲滑轨

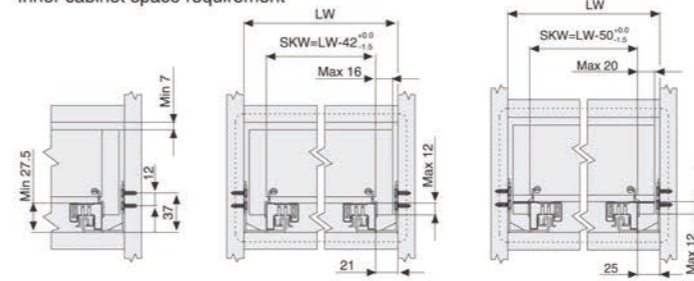
N3F1 Soft-closing Concealed Full Extension Slide



安装示意图 Installation diagram

柜体内的空间需求

Inner cabinet space requirement



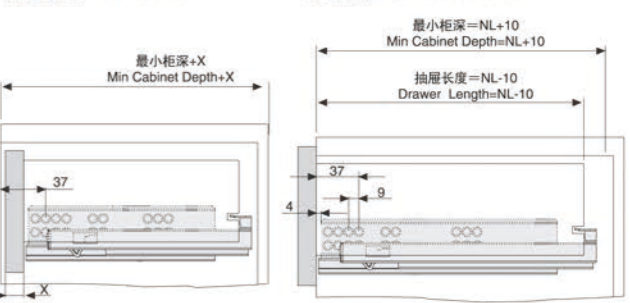
SKW 抽屉内宽 Drawer width
NL 滑轨长度 Slide rail length

16板 抽屉安装图
16 Panel drawer installation

用于20mm抽屉侧板的滑轨安装图
20 Panel drawer installation
(产品型号Item No.: N3F1B)

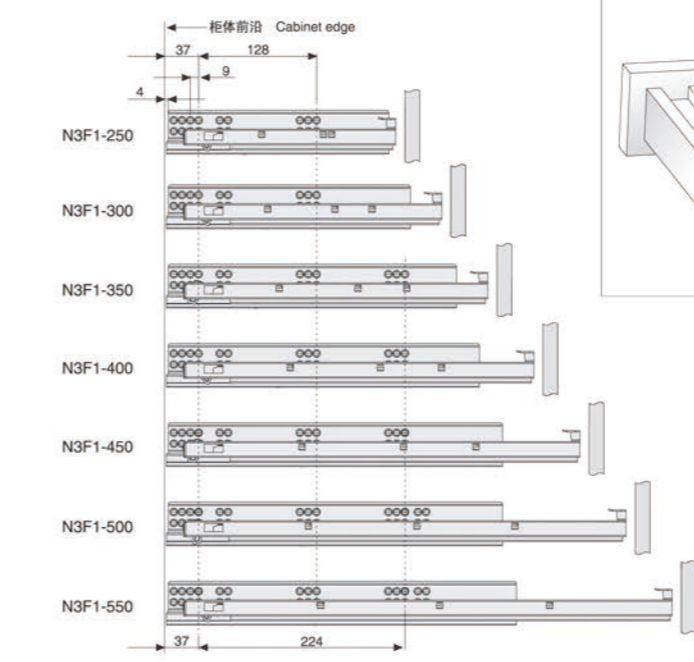
内置抽屉 Inner drawer

外置抽屉 Standard drawer

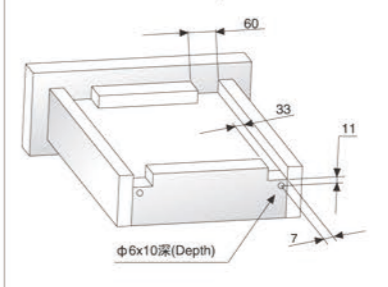


X 面板厚度 Thickness of the front panel

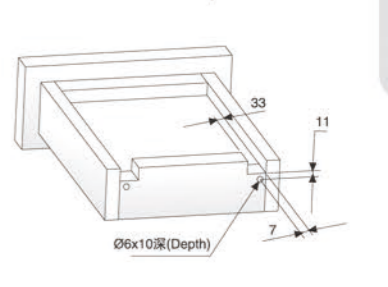
柜体轨道安装孔尺寸 Installation dimensions for cabinet rail



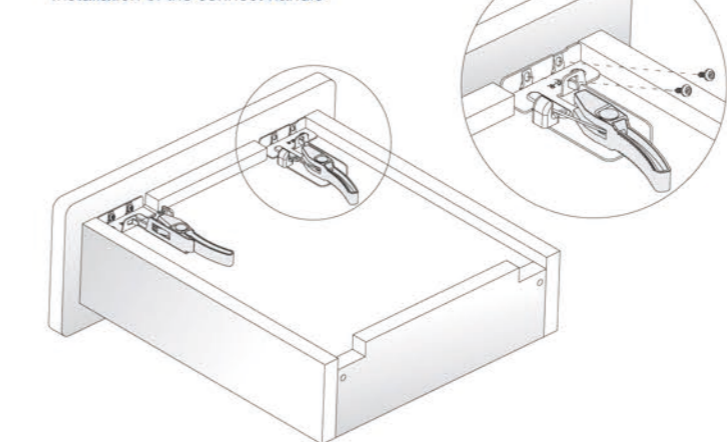
N3F1 抽屉后背开槽打孔尺寸 N3F1 Hole size on rear panel of the drawer



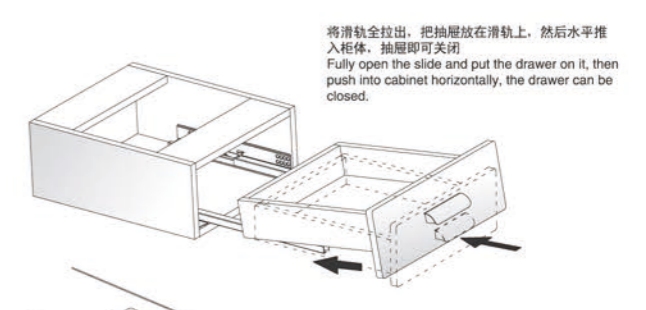
N3F4 抽屉后背开槽打孔尺寸 N3F4 Hole size on rear panel of the drawer



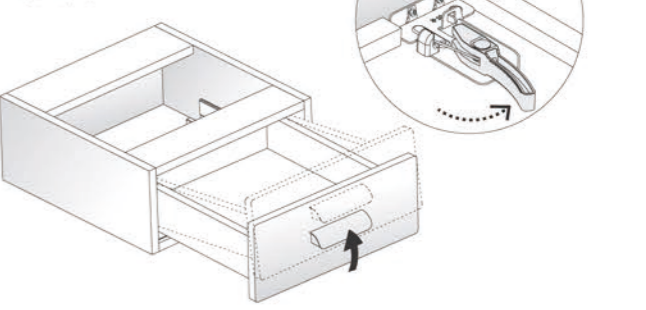
分离器的安装 Installation of the connect handle



抽屉的安装 Installation of the drawer



抽屉拆卸 Removal of the drawer




滑轨安装尺寸 Installation dimensions(mm)

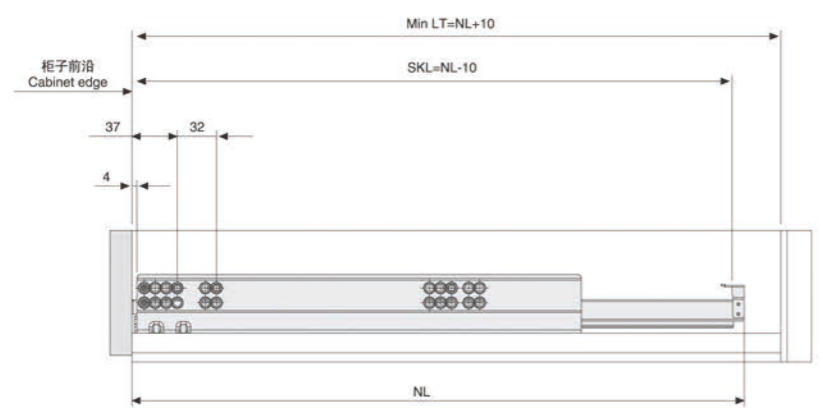
LW=柜子内部宽度
LW=Cabinet inside width
LT=柜子的内部深度
LT=Internal cabinet depth
NL=滑轨的标准长度
NL=Standard length
SKL=抽屉长度
SKL=Length of drawer

最大尺寸 Max
最小尺寸 Min

- 隐藏式、全拉出、静音式
- 载重: 35kg(18")
- 材料: 镀锌板
- 材料厚度(上、中、下)轨: 1.0x1.5x1.8mm
- 无需工具, 抽屉可快速安装与拆卸
- 静音系统, 滑轨运动顺畅
- 抽屉高度可调节0-2mm
- 缓冲功能 平缓关闭
- Concealed, full extension, quiet movement
- Dynamic load capacity: 35kg(18")
- Material: Galvanized steel
- Material thickness: 1.0x1.5x1.8mm
- Tool-free quick installation
- Quiet system guarantees the slides run smoothly without noise
- Drawer height adjustable for 0-2mm
- Self and soft-closing functions make the drawer close safely without effect of weight



注: N3F4配六方位调节扣把



产品型号 Item No.	抽屉长度 (mm) Length of drawer	拉出长度 (mm) Pull-out length	最小柜深 (mm) Min cabinet depth	包装单位(套)/箱 Packing Unit(set)/Box
N3F1-250	240	224	260	10 set
N3F1-300	290	274	310	10 set
N3F1-350	340	324	360	10 set
N3F1-400	390	374	410	10 set
N3F1-450	440	424	460	10 set
N3F1-500	490	474	510	10 set
N3F1-550	540	524	560	10 set

隐藏滑轨
Concealed slide

N3F2 三节隐藏式缓冲滑轨

N3F2 Soft-closing Concealed Full Extension Slide



滑轨安装尺寸 Installation dimensions(mm)

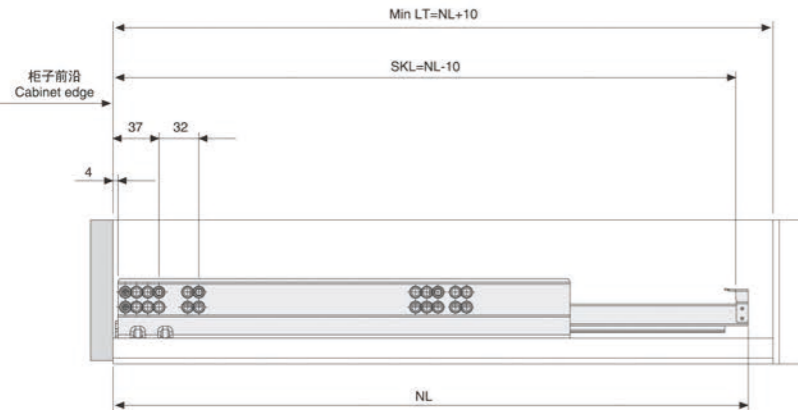
LW=柜子内部宽度
LW=Cabinet inside width

NL=滑轨的标准长度
NL=Standard length

LT=柜子的内部深度
LT=Internal cabinet depth

SKL=抽屉长度
SKL=Length of drawer

最大尺寸 Max
最小尺寸 Min



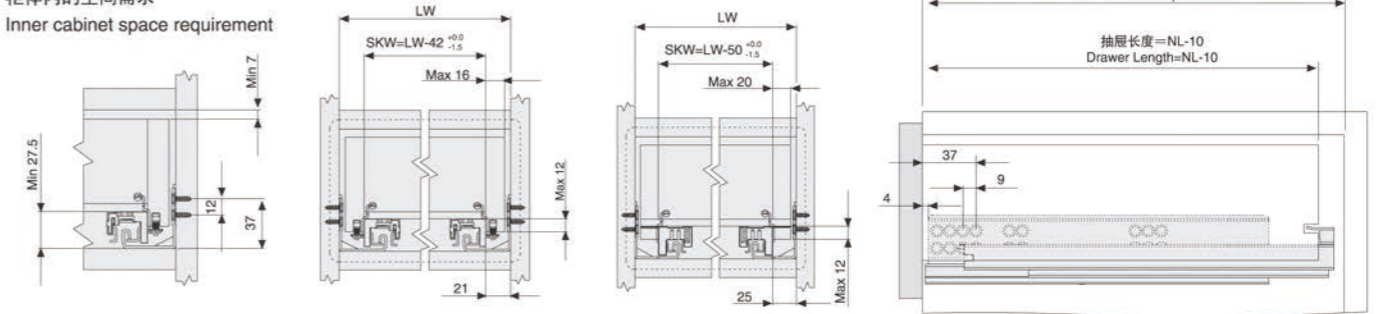
产品型号 Item No.	抽屉长度 (mm) Length of drawer	拉出长度 (mm) Pull-out length	最小柜深 (mm) Min cabinet depth	包装单位(套)/箱 Packing Unit(set)/Box
N3F2-260	250	234	270	10 set
N3F2-310	300	284	320	10 set
N3F2-360	350	334	370	10 set
N3F2-410	400	384	420	10 set
N3F2-460	450	434	470	10 set
N3F2-510	500	484	520	10 set
N3F2-560	550	534	570	10 set

- 隐藏式、全拉出、静音式
- 载重: 35kg(18")
- 材料: 镀锌板
- 材料厚度(上、中、下)轨: 1.0x1.5x1.8mm
- 无需工具, 抽屉可快速安装与拆卸
- 静音系统, 滑轨运动顺畅
- 抽屉高度可调节0-4mm
- 缓冲功能 平缓关闭
- Concealed, full extension, quiet movement
- Dynamic load capacity: 35kg(18")
- Material: Galvanized steel
- Material thickness: 1.0x1.5x1.8mm
- Tool-free quick installation
- Quiet system guarantees the slides run smoothly without noise.
- Drawer height adjustable for 0-4mm
- Self and soft-closing functions make the drawer close safely without effect of weight

安装示意图 Installation diagram

柜体内的空间需求

Inner cabinet space requirement



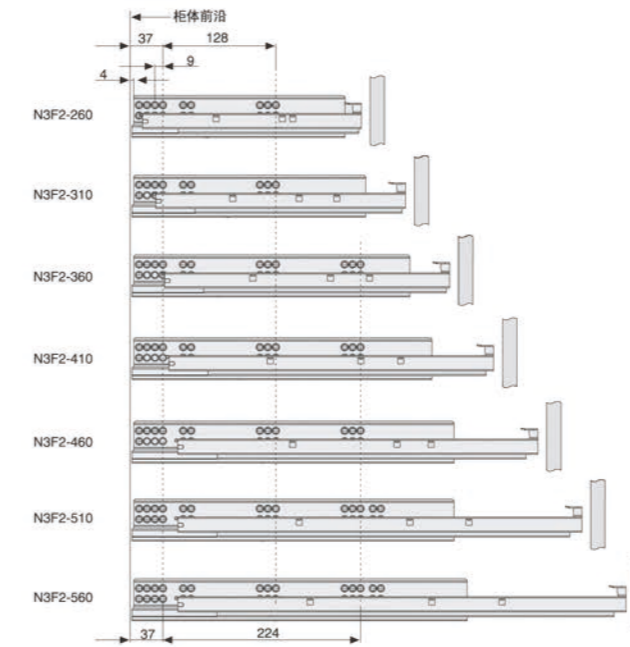
SKW 抽屉内宽 Drawer width
NL 滑轨长度 Slide rail length

16板 抽屉安装图
16 Panel drawer installation

用于20mm抽屉侧板的滑轨安装图
20 Panel drawer installation
(产品型号Item No.: N3F2B)

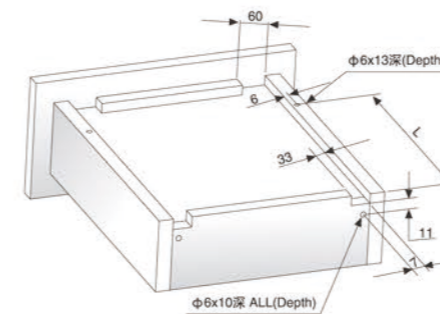
柜体轨道安装孔尺寸

Installation dimensions of cabinet rail



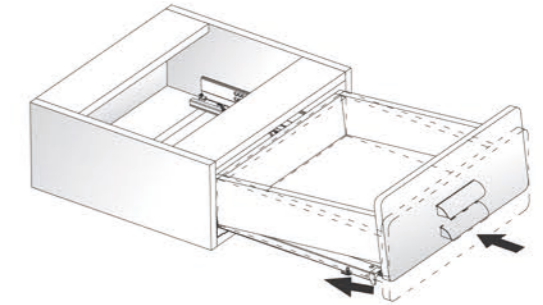
抽屉后板开槽打孔尺寸

Hole size on rear panel of the drawer

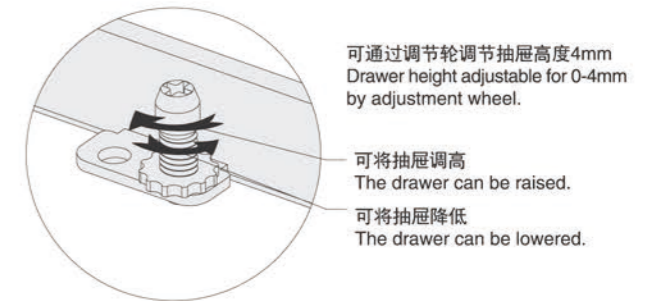


产品型号 Item No.	L(mm)
N3F2-260	205
N3F2-310	230
N3F2-360	275
N3F2-410	300
N3F2-460	335
N3F2-510	360
N3F2-560	405

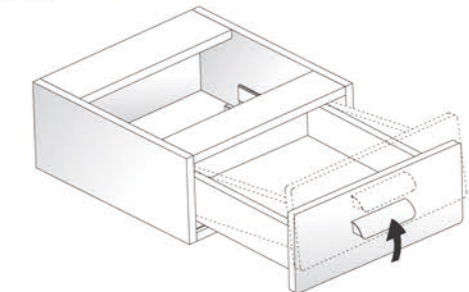
抽屉的安装 Installation of the drawer



将滑轨全拉出, 把抽屉放在滑轨上, 将抽屉对准滑轨上的调节螺柱, 放下抽屉, 然后水平推入柜体, 抽屉即可关闭。
Fully open the slides and put the drawer on it, push the drawer into cabinet horizontally, the drawer can be closed.



抽屉拆卸 Removal of the drawer



将抽屉全拉出后, 按箭头方向向上提, 抽屉即可拆卸
Fully pull out the drawer, lift it according to the direction of the arrow, the drawer can be demounted easily.

N3F3 三节隐藏式缓冲滑轨

N3F3 Soft-closing Concealed Full Extension Slide



滑轨安装尺寸 Installation dimensions(mm)


LW=柜子内部宽度
LW=Cabinet inside width

NL=滑轨的标准长度
NL=Standard length

LT=柜子的内部深度
LT=Internal cabinet depth

SKL=抽屉长度
SKL=Length of drawer

最大尺寸 Max
最小尺寸 Min



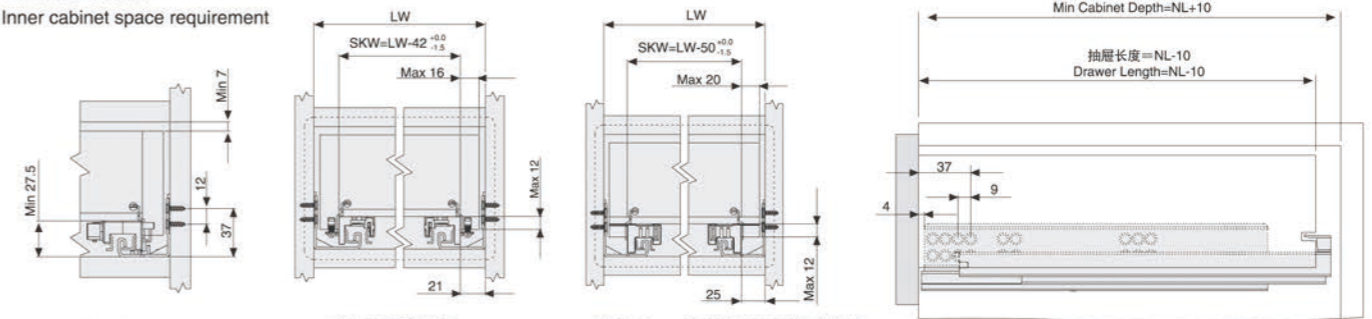
- 隐藏式、全拉出、静音式
 - 载重: 35kg(18")
 - 材料: 镀锌板
 - 材料厚度(上、中、下)轨: 1.0x1.5x1.8mm
 - 无需工具, 抽屉可快速安装与拆卸
 - 静音系统, 滑轨运动顺畅
 - 抽屉高度可调节0-2mm
 - 缓冲功能 平缓关闭
- Concealed, full extension, quiet movement
 - Dynamic load capacity: 35kg(18")
 - Material: Galvanized steel
 - Material thickness: 1.0x1.5x1.8mm
 - Tool-free quick installation
 - Quiet system guarantees the slides run smoothly without noise.
 - Drawer height is adjustable for 0-2mm.
 - Self and soft-closing functions make the drawer close safely without effect of weight

产品型号 Item No.	抽屉长度 (mm) Length of drawer	拉出长度 (mm) Pull-out length	最小柜深 (mm) Min cabinet depth	包装单位(套)/箱 Packing Unit(set)/Box
N3F3-260	250	234	270	10 set
N3F3-310	300	284	320	10 set
N3F3-360	350	334	370	10 set
N3F3-410	400	384	420	10 set
N3F3-460	450	434	470	10 set
N3F3-510	500	484	520	10 set
N3F3-560	550	534	570	10 set

安装示意图 Installation diagram

柜体内的空间需求

Inner cabinet space requirement



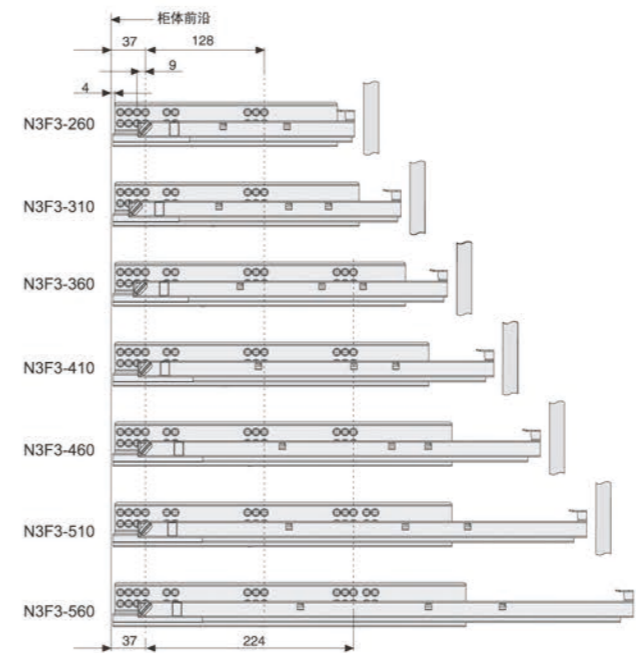
SKW 抽屉内宽 Drawer width
NL 滑轨长度 Slide rail length

16板 抽屉安装图
16 Panel drawer installation

用于20mm抽屉侧板的滑轨安装图
20 Panel drawer installation
(产品型号Item No.: N3F3B)

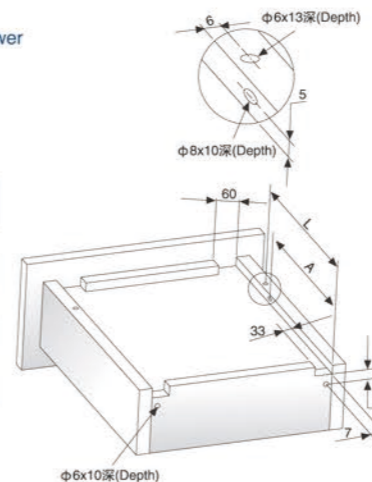
柜体轨道安装孔尺寸

Installation dimensions of cabinet rail



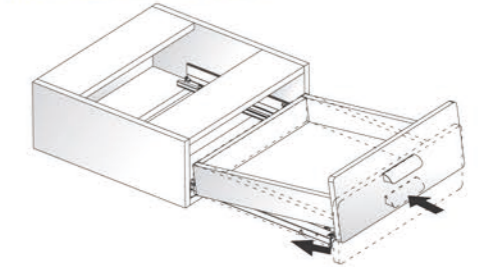
抽屉后板开槽打孔尺寸

Hole size on rear panel of the drawer



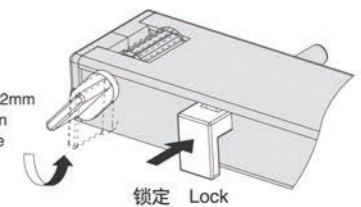
产品型号 Item No.	L(mm)	A(mm)
N3F3-260	205	184
N3F3-310	230	250
N3F3-360	275	295
N3F3-410	300	344
N3F3-460	335	379
N3F3-510	360	436
N3F3-560	405	481

抽屉的安装 Installation of the drawer



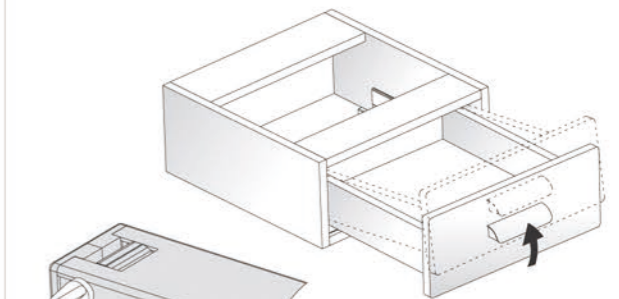
将滑轨全拉出, 插销解锁后(或留意下插销是否处于解锁状态), 把抽屉与滑轨上的定位块对准放下, 然后将插销锁定, 再将抽屉水平推入柜体, 抽屉即可关闭。
Fully open the slides, make sure the lock in the unlocked station, push the drawer down on the slides, then close the drawer.

抽屉可通过旋转轴来调节高度2mm
The drawer can be adjusted in height for 2mm by rotating the adjustable plastic.



锁定 Lock

抽屉的拆卸 Removal of the drawer



解锁 Unlock

将抽屉全拉出, 侧插销解锁后, 抽屉按箭头方向向上提, 即可拆卸。
Fully pull out the drawer, lift it according to the direction of the arrow, the drawer can be demounted easily.

N3F1Z 三节隐藏式缓冲滑轨

N3F1Z Soft-closing Concealed Full Extension Slide



The rear mounting bracket

柜体轨道安装孔尺寸 Installation dimensions for cabinet rail

LW=柜子内部宽度
LW=Cabinet inside width

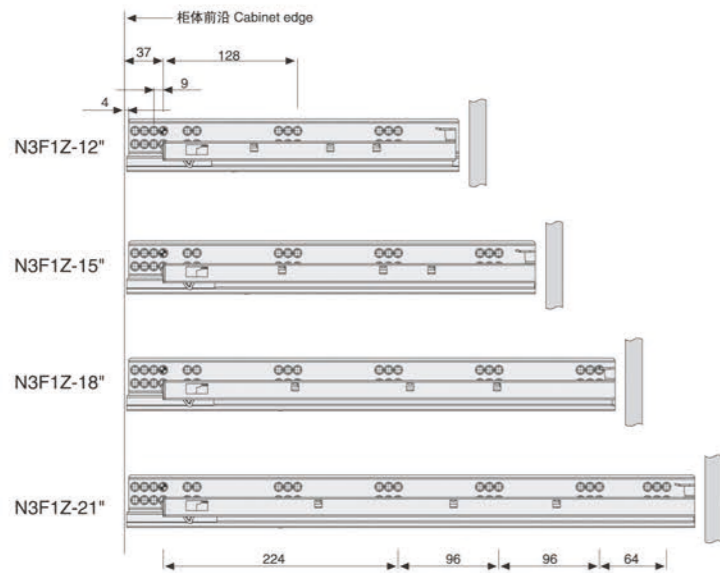
NL=滑轨的标准长度
NL=Nominal slide length

LT=柜子的内部深度
LT=Internal cabinet depth

SKL=抽屉长度
SKL=Length of drawer

最大尺寸
Max

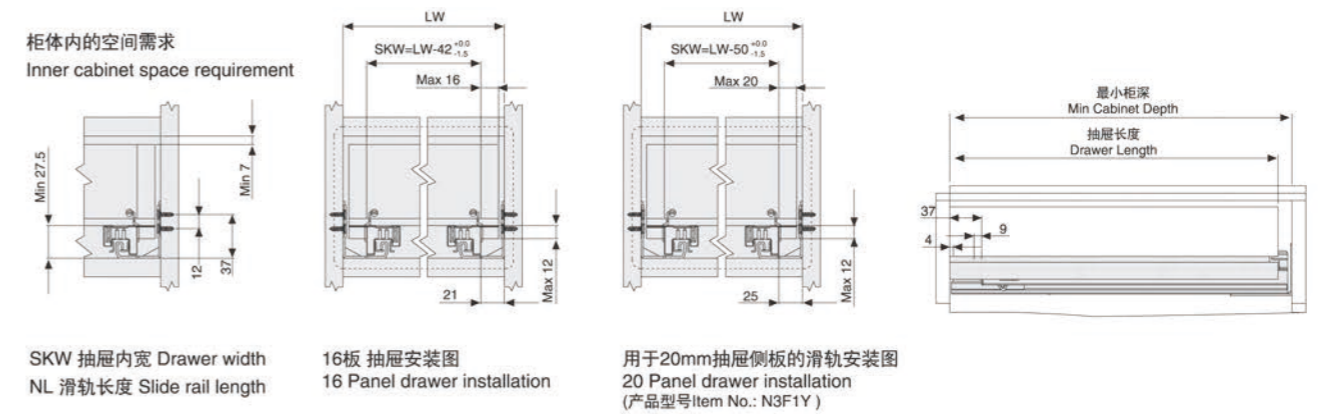
最小尺寸
Min



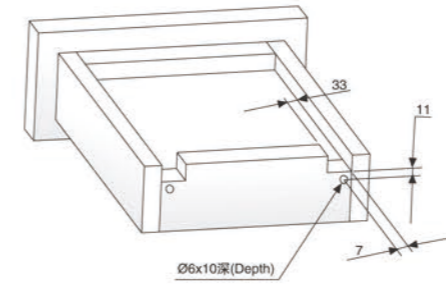
产品型号 Item No.	抽屉长度 (mm) Length of drawer	拉出长度 (mm) Pull-out Length	最小柜深 (mm) Min cabinet depth	最大柜深 (mm) Max cabinet depth
N3F1Z 12"	305	289	325	355
N3F1Z 15"	381	365	400	430
N3F1Z 18"	457	441	475	505
N3F1Z 21"	533	517	550	580

- 隐藏式、全拉出、静音式、美式
- 载重: 35kg(18")
- 材料: 镀锌板
- 材料厚度(上、中、下)轨: 1.0x1.5x1.8mm
- 无需工具, 抽屉可快速安装与拆卸
- 抽屉高度可调节0-2mm
- Soft-closing concealed full extension slide
- Dynamic load capacity: 35kg(18")
- Material: Galvanized steel
- Material thickness: 1.0x1.5x1.8mm
- Tool-free quick installation
- Drawer height is adjustable for 0-2mm

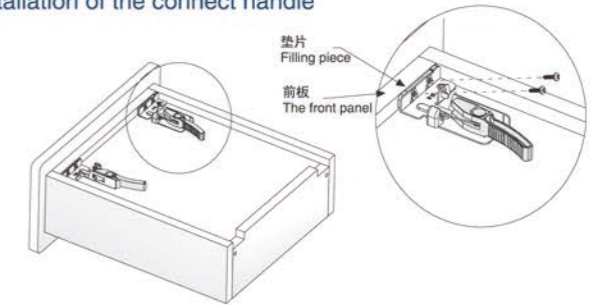
安装示意图 Installation diagram



抽屉后板开槽打孔尺寸 Hole size on rear panel of the drawer



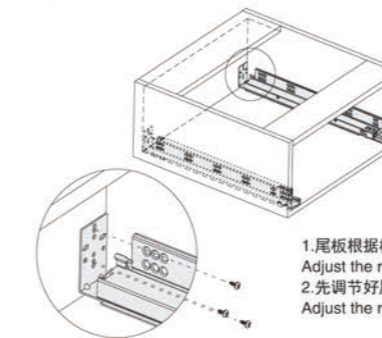
分离器的安装 Installation of the connect handle



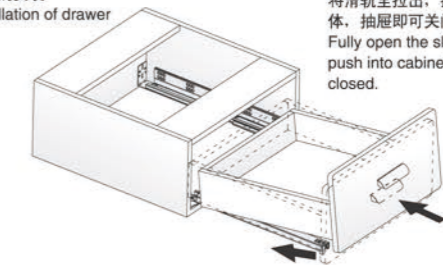
由于美式抽屉前板有12.7mm(1/2")与15.8mm(5/8")两种厚度, 若前板厚度为12.7mm时, 分离器与抽屉之间需要安装一块“垫片”; 若前板厚度为15.8mm时, 则不需要安装垫片。
Two of thickness available for the front panel of the America drawer: 12.7mm (1/2") or 15.8mm (5/8"). When 12.7mm thickness is applied, a washer is needed between the disassembling handle and the drawer.

抽屉的安装、调节与拆卸 Installation and removal the drawer

安装一: 滑轨与尾板的安装
Step 1: Installation of the slides and the rear plate

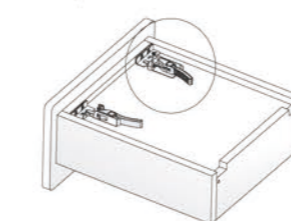


安装二: 抽屉的安装
Step 2: Installation of drawer

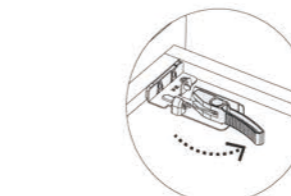


将滑轨全拉出, 把抽屉放在滑轨上, 然后水平推入柜体, 抽屉即可关闭。
Fully open the slide and put the drawer on it, then push into cabinet horizontally, the drawer can be closed.

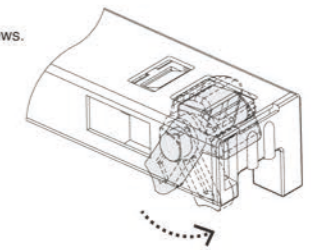
安装三: 抽屉拆卸
Step 3: Removal of the drawer



1. 尾板根据柜体深来调节距离;
Adjust the rear mounting bracket according to the cabinet length;
2. 先调节好尾板后再用M4x12mm螺丝锁紧
Adjust the rear mounting bracket and then fasten it with M4x12mm screws.



抽屉拆卸时, 双手轻压分离器, 见箭头方向, 即可拆卸。
Hold the plastic gently according to the direction of the arrow when removing the drawer, then the drawer can be demounted easily.



抽屉可通过调节块来调节高度+2mm
The drawer can be adjusted in height for +2mm by rotating the adjustable plastic.



 **SH-ABC SLIDE**

Professional, reliable and durable



N2 二节隐藏式缓冲滑轨

N2 Soft-closing Concealed Single Extension Slide

N2F1 二节隐藏式缓冲滑轨

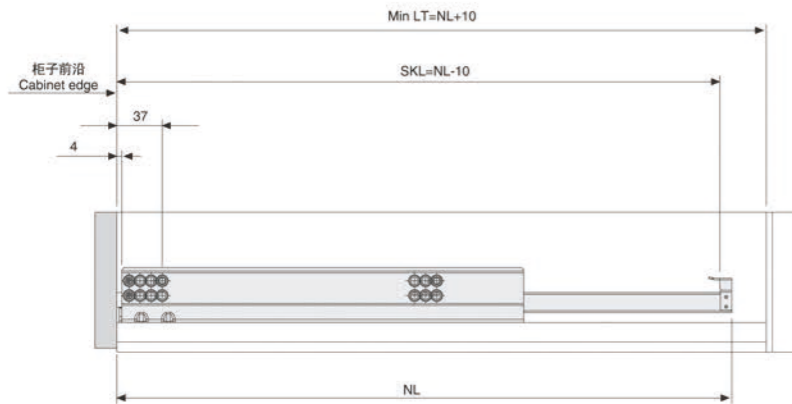
N2F1 Soft-closing Concealed Single Extension Slide



滑轨安装尺寸 Installation dimensions(mm)

LW=柜内内部宽度 LW=Cabinet inside width
 NL=滑轨的标准长度 NL=Standard length
 LT=柜子的内部深度 LT=Internal cabinet depth
 SKW=抽屉宽度 SKW=Drawer width
 SKL=抽屉长度 SKL=Length of drawer

最大尺寸 Max
 最小尺寸 Min



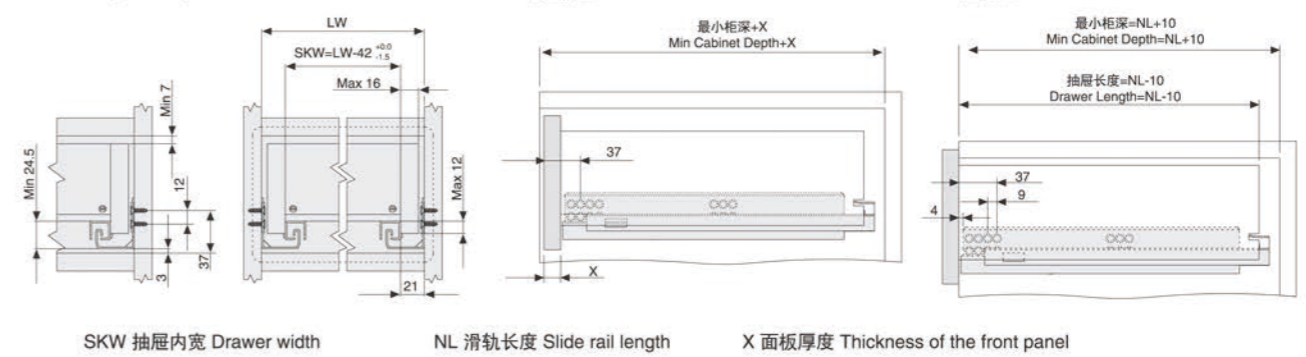
- 隐藏式、静音式
- 载重: 25kg(18")
- 材料: 镀锌板
- 材料厚度(上、下)轨: 1.5x1.5mm
- 无需工具, 抽屉可快速安装与拆卸
- 静音系统, 滑轨运动顺畅
- 抽屉高度可调节0-2mm
- 缓冲功能 平缓关闭
- Concealed, quiet movement
- Dynamic load capacity: 25kg(18")
- Material: Galvanized steel
- Material thickness: 1.5x1.5mm
- Tool-free quick installation
- Quiet system guarantee the slide run smoothly without noise.
- Drawer height is adjustable for 0-2mm
- Self and soft-closing function make the drawer close safely without effect of weight

产品型号 Item No.	抽屉长度 (mm) Length of drawer	拉出长度 (mm) Pull-out length	最小柜深 (mm) Min cabinet depth	包装单位(套)/箱 Packing Unit(set)/Box
N2F1-270	260	187	280	10 set
N2F1-300	290	204	310	10 set
N2F1-350	340	254	360	10 set
N2F1-400	390	279	410	10 set
N2F1-450	440	328	460	10 set
N2F1-500	490	354	510	10 set
N2F1-550	540	379	560	10 set

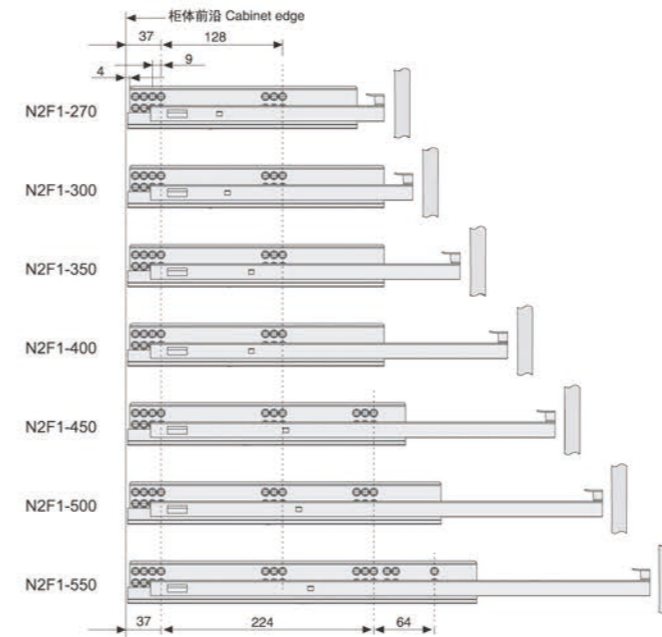
安装示意图 Installation diagram

柜体内的空间需求

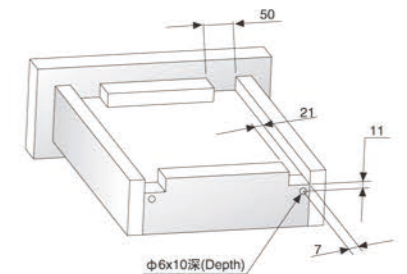
Inner cabinet space requirement



柜体轨道安装孔尺寸
 Installation dimensions for cabinet rail

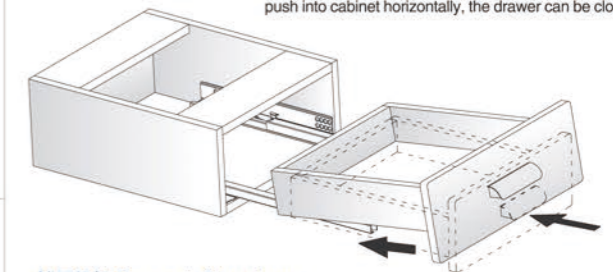


抽屉后板开槽打孔尺寸
 Hole size on rear panel of the drawer

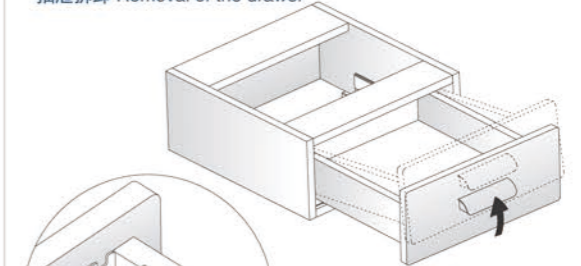


抽屉的安装 Installation of the drawer

将滑轨全拉出, 把抽屉放在滑轨上, 然后水平推入柜体, 抽屉即可关闭。
 Fully open the slides and put the drawer on it, then push into cabinet horizontally, the drawer can be closed.

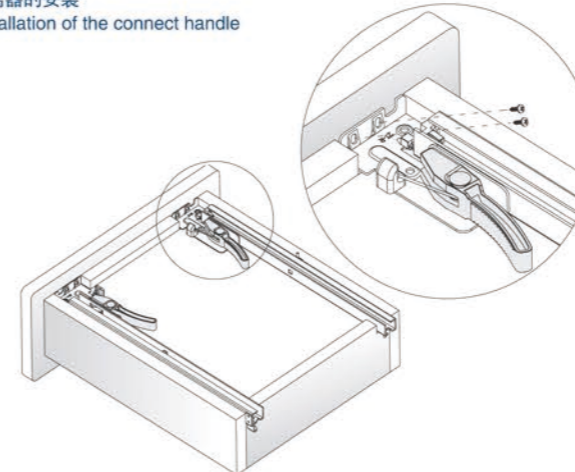


抽屉拆卸 Removal of the drawer



抽屉拆卸时, 双手轻压分离器, 见箭头方向, 即可拆卸
 Hold the plastic gently according to the direction of the arrow when removing the drawer, then the drawer can be demounted easily.

分离器的安装
 Installation of the connect handle



N2F2 二节隐藏式缓冲滑轨

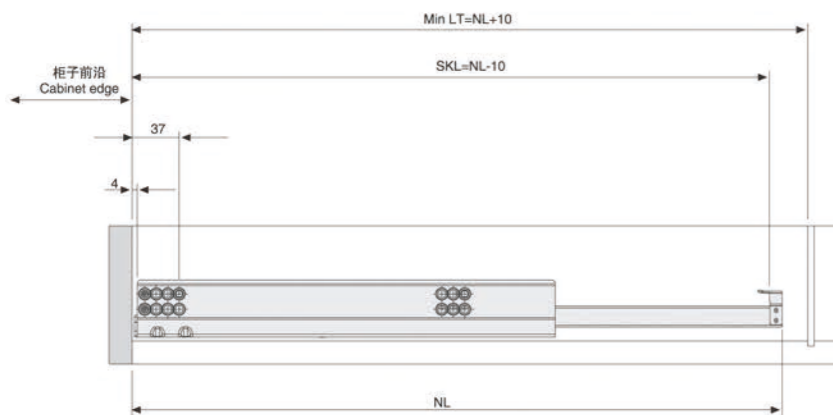
N2F2 Soft-closing Concealed Single Extension Slide



滑轨安装尺寸 Installation dimensions(mm)

LW=柜子内部宽度 LW=Cabinet inside width
 NL=滑轨的标准长度 NL=Standard length
 LT=柜子的内部深度 LT=Internal cabinet depth
 SKL=抽屉长度 SKL=Length of drawer

最大尺寸 Max
 最小尺寸 Min

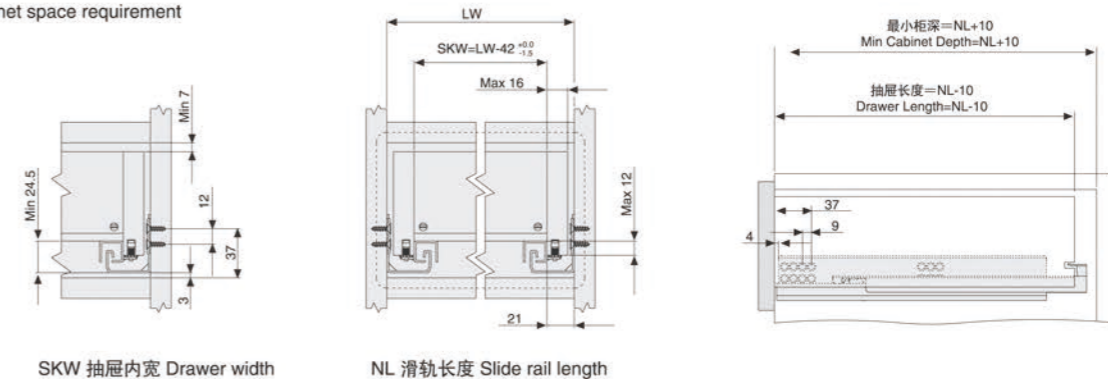


- 隐藏式、静音式
- 载重: 25kg(18")
- 材料: 镀锌板
- 材料厚度(上、下)轨: 1.5x1.5mm
- 无需工具, 抽屉可快速安装与拆卸
- 静音系统, 滑轨运动顺畅
- 抽屉高度可调节0-4mm
- 缓冲功能 平缓关闭
- Concealed, quiet movement
- Dynamic load capacity: 25kg(18")
- Material: Galvanized steel
- Material thickness: 1.5x1.5mm
- Tool-free quick installation
- Quiet system guarantee the slide run smoothly without noise.
- Drawer height is adjustable for 0-4mm
- Self and soft-closing function make the drawer close safely without effect of weight

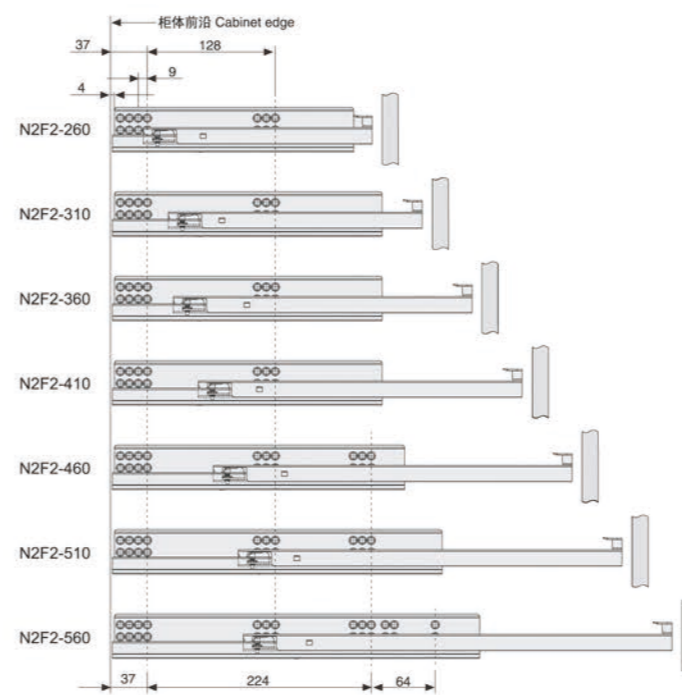
产品型号 Item No.	抽屉长度 (mm) Length of drawer	拉出长度 (mm) Pull-out length	最小柜深 (mm) Min cabinet depth	包装单位(套)/箱 Packing Unit(set)/Box
N2F2-260	250	178	270	10 set
N2F2-310	300	215	320	10 set
N2F2-360	350	265	370	10 set
N2F2-410	400	290	420	10 set
N2F2-460	450	340	470	10 set
N2F2-510	500	365	520	10 set
N2F2-560	550	390	570	10 set

安装示意图 Installation diagram

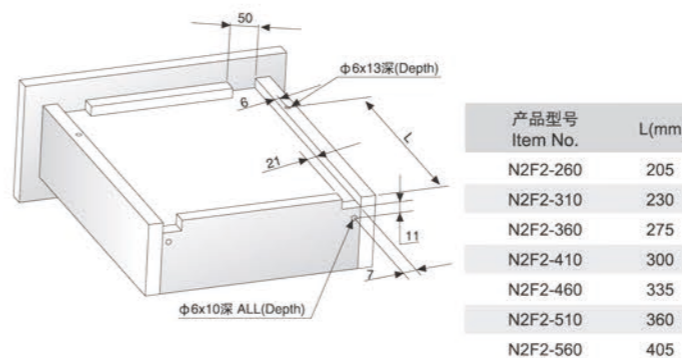
柜体内的空间需求
 Inner cabinet space requirement



柜体轨道安装孔尺寸
 Installation dimensions of cabinet rail

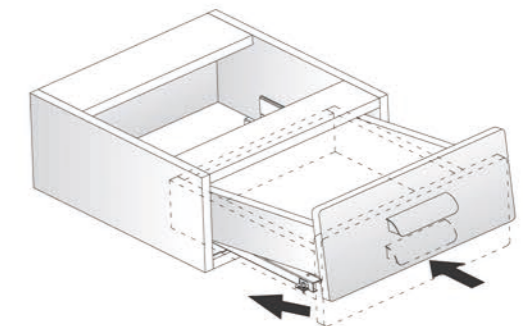


抽屉后板开槽打孔尺寸
 Hole size on rear panel of the drawer

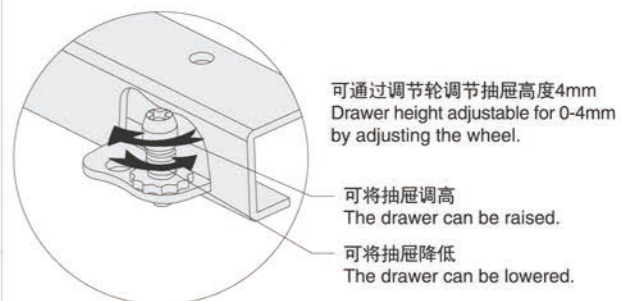


产品型号 Item No.	L(mm)
N2F2-260	205
N2F2-310	230
N2F2-360	275
N2F2-410	300
N2F2-460	335
N2F2-510	360
N2F2-560	405

抽屉的安装 Installation of the drawer



将滑轨全拉出, 把抽屉放在滑轨上, 将抽屉对准滑轨上的调节螺柱, 放下抽屉, 然后水平推入柜体, 抽屉即可关闭。
 Fully open the slides and put the drawer on it, then make the drawer direct to the adjustable screw, push down the drawer and push into cabinet horizontally, the drawer can be closed.

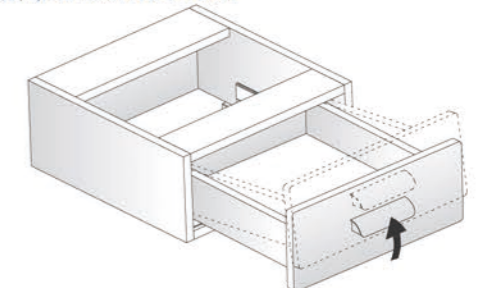


可通过调节轮调节抽屉高度4mm
 Drawer height adjustable for 0-4mm by adjusting the wheel.

可将抽屉调高
 The drawer can be raised.

可将抽屉降低
 The drawer can be lowered.

抽屉的拆卸 Removal of the drawer



将抽屉全拉出后, 按箭头方向向上提, 抽屉即可拆卸
 Fully pull out the drawer, lift it according to the direction of the arrow, the drawer can be demounted easily.

N2F3 二节隐藏式缓冲滑轨

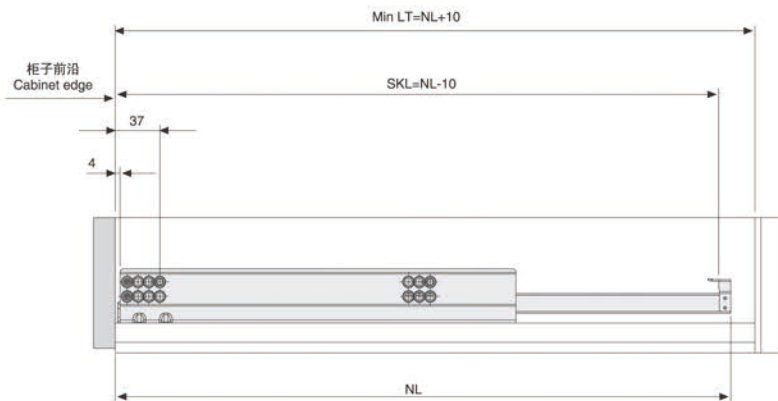
N2F3 Soft-closing Concealed Single Extension Slide



滑轨安装尺寸 Installation dimensions(mm)

LW=柜内内部宽度 LW=Cabinet inside width
 NL=滑轨的标准长度 NL=Standard length
 LT=柜子的内部深度 LT=Internal cabinet depth
 SKL=抽屉长度 SKL=Length of drawer

最大尺寸 Max
 最小尺寸 Min

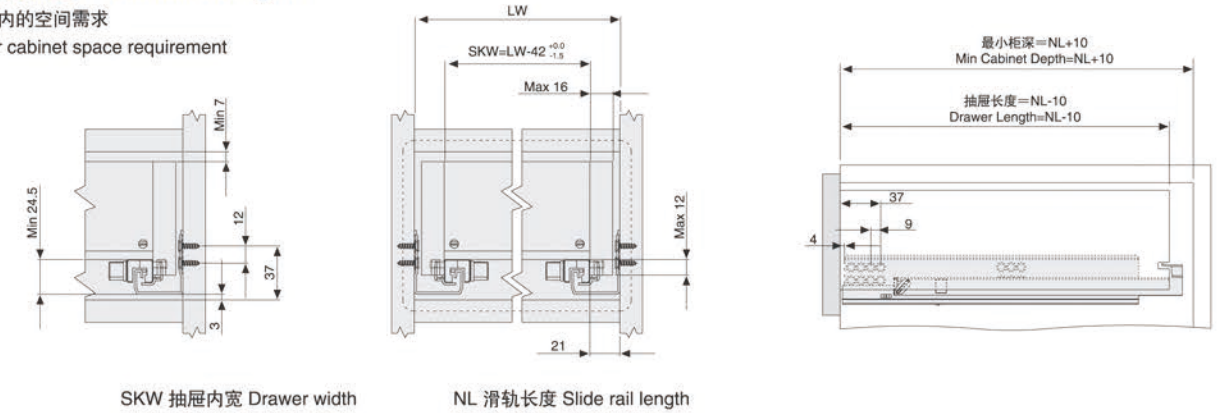


- 隐藏式、静音式
- 载重: 25kg(18")
- 材料: 镀锌板
- 材料厚度(上、下)轨: 1.5x1.5mm
- 无需工具, 抽屉可快速安装与拆卸
- 静音系统, 滑轨运动顺畅
- 抽屉高度可调节0-2mm
- 缓冲功能 平缓关闭
- Concealed, quiet movement
- Dynamic load capacity: 25kg(18")
- Material: Galvanized steel
- Material thickness: 1.5x1.5mm
- Tool-free quick installation
- Quiet system guarantee the slide run smoothly without noise
- Drawer height is adjustable for 0-2mm
- Self and soft-closing function make the drawer close safely without effect of weight

产品型号 Item No.	抽屉长度 (mm) Length of drawer	拉出长度 (mm) Pull-out length	最小柜深 (mm) Min cabinet depth	包装单位(套)/箱 Packing Unit(set)/Box
N2F3-260	250	178	270	10 set
N2F3-310	300	215	320	10 set
N2F3-360	350	265	370	10 set
N2F3-410	400	290	420	10 set
N2F3-460	450	340	470	10 set
N2F3-510	500	365	520	10 set
N2F3-560	550	390	570	10 set

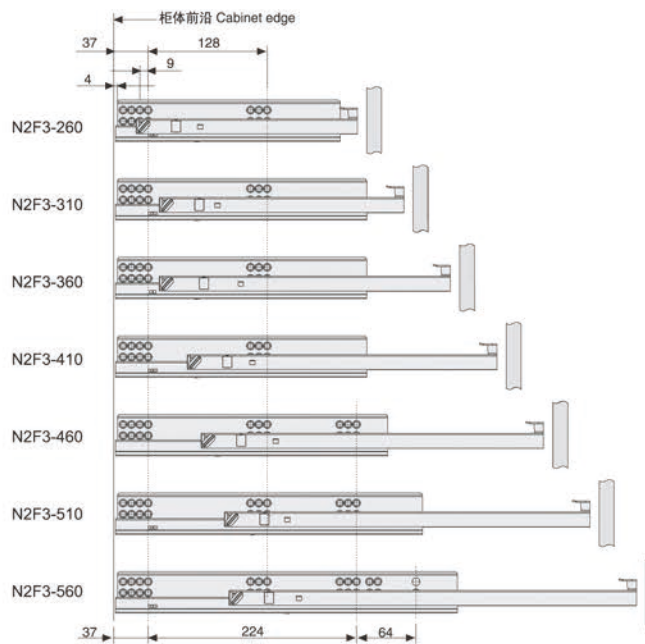
安装示意图 Installation diagram

柜体内的空间需求
 Inner cabinet space requirement



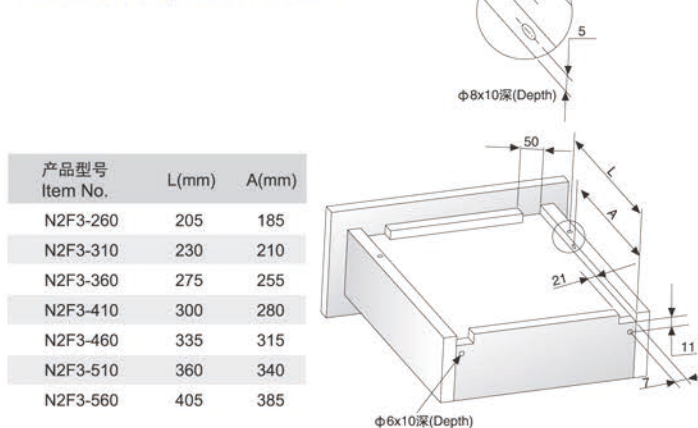
柜体轨道安装孔尺寸

Installation dimensions of cabinet rail



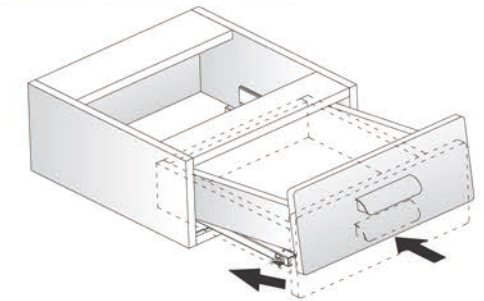
抽屉后板开槽打孔尺寸

Hole size on rear panel of the drawer



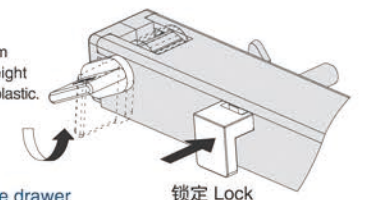
产品型号 Item No.	L(mm)	A(mm)
N2F3-260	205	185
N2F3-310	230	210
N2F3-360	275	255
N2F3-410	300	280
N2F3-460	335	315
N2F3-510	360	340
N2F3-560	405	385

抽屉的安装 Installation of the drawer

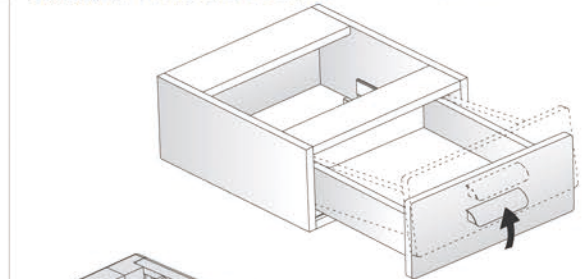


将滑轨全拉出, 插销解锁后(或留意下插销是否处于解锁状态), 把抽屉与滑轨上的定位块对准放下, 然后将插销锁定, 再将抽屉水平推入柜体, 抽屉即可关闭。
 Fully open the slide, make sure the lock in the unlocked station, push the drawer down on the slides, then close the drawer.

抽屉可通过旋转轴来调节高度2mm
 The drawer can be adjusted in height for 2mm by rotating the adjustable plastic.



抽屉的拆卸 Removal of the drawer



将抽屉全拉出, 侧插销解锁后, 抽屉按箭头方向向上提, 即可拆卸。
 Fully pull out the drawer, lift it according to the direction of the arrow, the drawer can be demounted easily.

解锁 Unlock

N2R1 二节隐藏式反弹滑轨

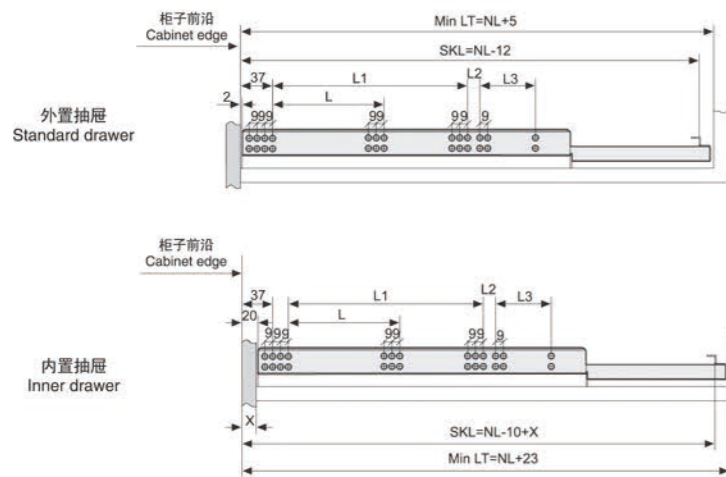
N2R1 Push-open Single Concealed Extension Slide



滑轨安装尺寸 Installation dimensions(mm)

LW=柜子内部宽度 LW=Cabinet inside width
 NL=滑轨的标准长度 NL=Nominal slide length
 LT=柜子的内部深度 LT=Internal cabinet depth
 SKW=抽屉宽度 SKW=Drawer width
 SKL=抽屉长度 SKL=Length of drawer

最大尺寸 Max
 最小尺寸 Min



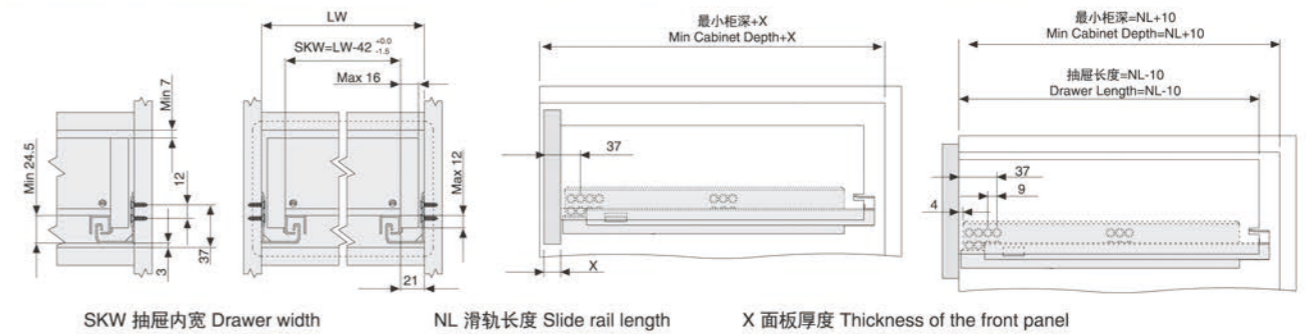
- 隐藏式、反弹式
- 载重: 25kg(18")
- 材料: 镀锌板
- 材料厚度(上、下)轨: 1.5x1.5mm
- 无需工具, 抽屉可快速安装与拆卸
- 抽屉高度可调节0-2mm
- Concealed, Push-open
- Dynamic load capacity: 25kg(18")
- Material: Galvanized steel
- Material thickness: 1.5x1.5mm
- Tool-free quick installation
- Drawer height is adjustable for 0-2mm

产品型号 Item No.	抽屉长度 (mm) Length of drawer	拉出长度 (mm) Pull-out length	最小柜深 (mm) Min cabinet depth	包装单位(套)/箱 Packing Unit(set)/Box
N2R1-250	260	187	280	10 set
N2R1-300	290	204	310	10 set
N2R1-350	340	254	360	10 set
N2R1-400	390	279	410	10 set
N2R1-450	440	328	460	10 set
N2R1-500	490	354	510	10 set
N2R1-550	540	379	560	10 set

安装示意图 Installation diagram

柜体内的空间需求

Inner cabinet space requirement

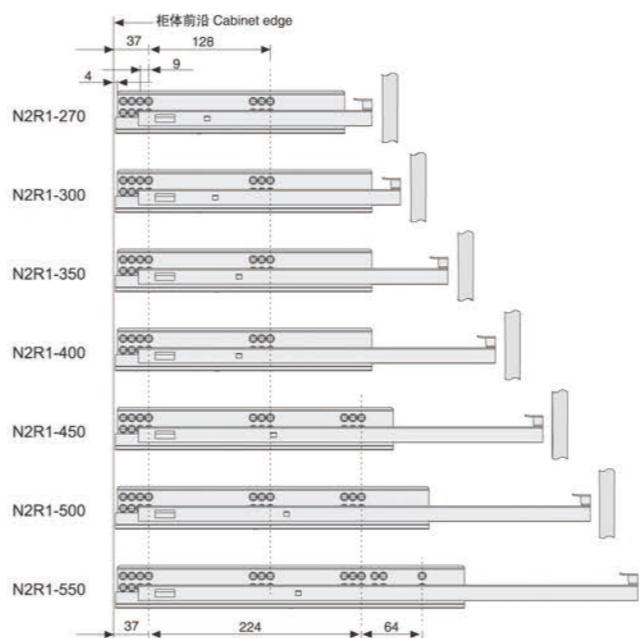


SKW 抽屉内宽 Drawer width

NL 滑轨长度 Slide rail length

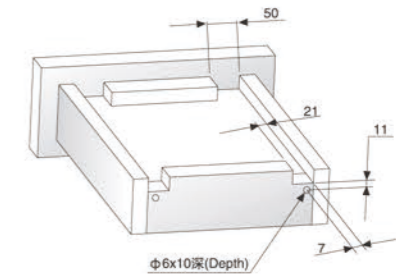
X 面板厚度 Thickness of the front panel

柜体轨道安装孔尺寸
Installation dimensions of cabinet rail



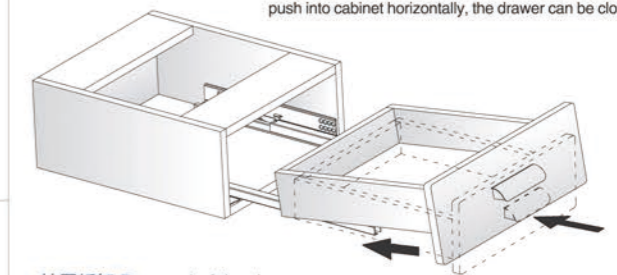
抽屉后板开槽打孔尺寸

Hole size on rear panel of the drawer

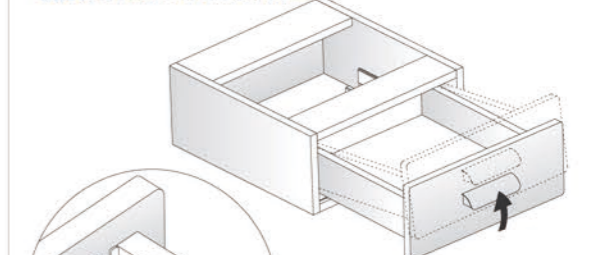


抽屉的安装 Installation of the drawer

将滑轨全拉出, 把抽屉放在滑轨上, 然后水平推入柜体, 抽屉即可关闭。
Fully open the slides and put the drawer on it, then push into cabinet horizontally, the drawer can be closed.



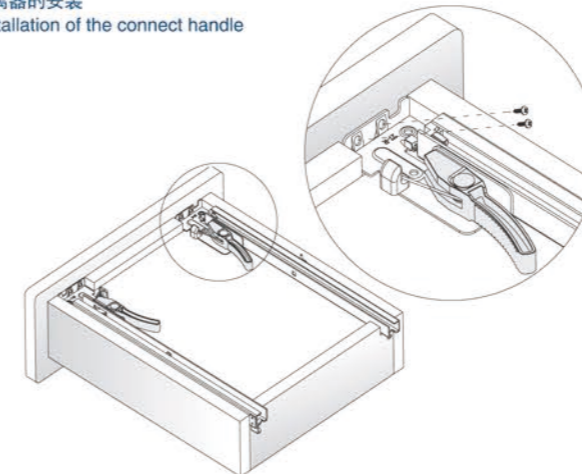
抽屉拆卸 Removal of the drawer



抽屉拆卸时, 双手轻压分离器, 见箭头方向, 即可拆卸
Hold the plastic gently according to the direction of the arrow when removing the drawer, then the drawer can be demounted easily.

分离器的安装

Installation of the connect handle



N2R2 二节隐藏式反弹滑轨

N2R2 Push-open Single Concealed Extension Slide



滑轨安装尺寸 Installation dimensions(mm)

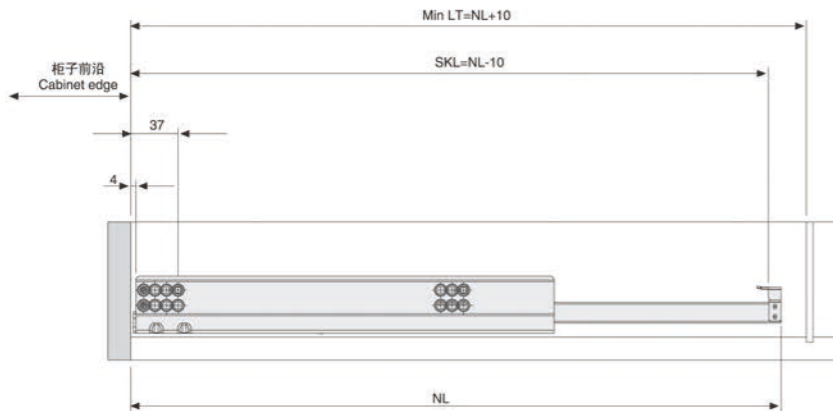
LW=柜子内部宽度
LW=Cabinet inside width

NL=滑轨的标准长度
NL=Standard length

LT=柜子的内部深度
LT=Internal cabinet depth

SKL=抽屉长度
SKL=Length of drawer

最大尺寸 Max
最小尺寸 Min

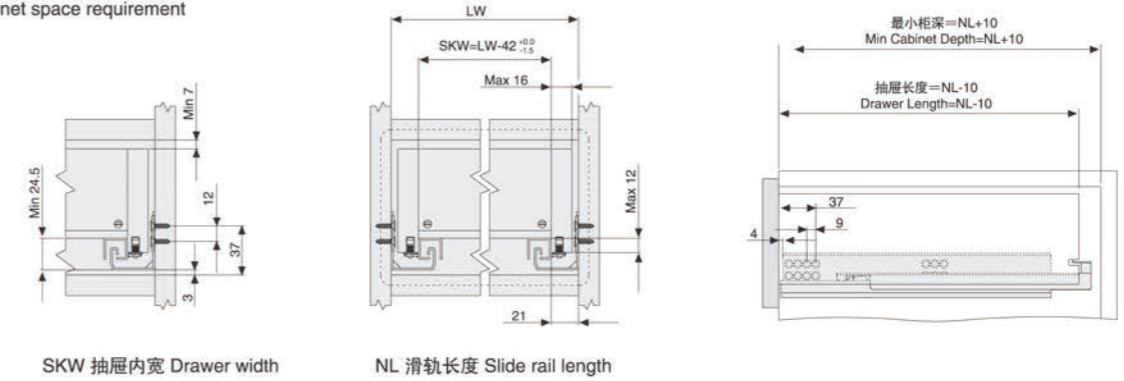


- 隐藏式、反弹式
- 载重: 25kg(18")
- 材料: 镀锌板
- 材料厚度(上、下)轨: 1.5x1.5mm
- 无需工具, 抽屉可快速安装与拆卸
- 静音系统, 滑轨运动顺畅
- 抽屉高度可调节0-4mm
- 缓冲功能 平缓关闭
- Concealed, Push-open
- Dynamic load capacity: 25kg(18")
- Material: Galvanized steel
- Material thickness: 1.5x1.5mm
- Tool-free quick installation
- Quiet system guarantee the slide run smoothly without noise.
- Drawer height is adjustable for 0-4mm
- Self and soft-closing function make the drawer close safely without effect of weight

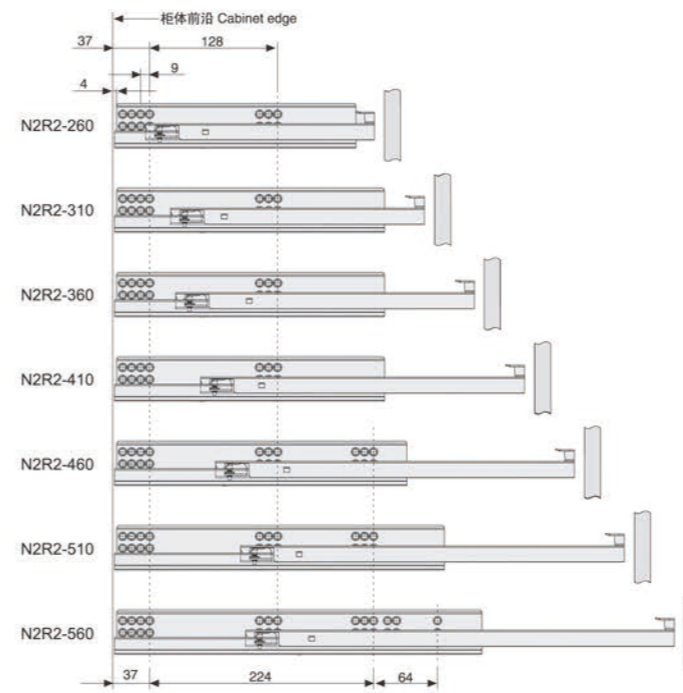
产品型号 Item No.	抽屉长度 (mm) Length of drawer	拉出长度 (mm) Pull-out length	最小柜深 (mm) Min cabinet depth	包装单位(套)/箱 Packing Unit(set)/Box
N2R2-260	250	178	270	10 set
N2R2-310	300	215	320	10 set
N2R2-360	350	265	370	10 set
N2R2-410	400	290	420	10 set
N2R2-460	450	340	470	10 set
N2R2-510	500	365	520	10 set
N2R2-560	550	390	570	10 set

安装示意图 Installation diagram

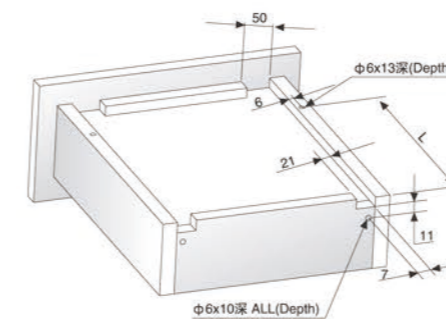
柜体内的空间需求
Inner cabinet space requirement



柜体轨道安装孔尺寸
Installation dimensions of cabinet rail

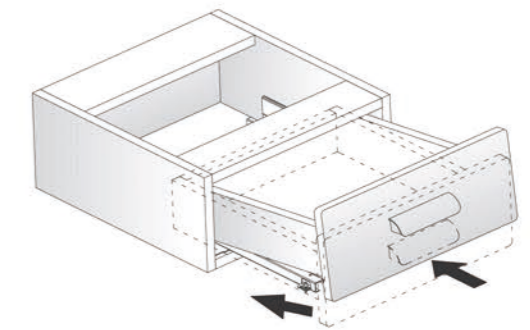


抽屉后板开槽打孔尺寸
Hole size on rear panel of the drawer

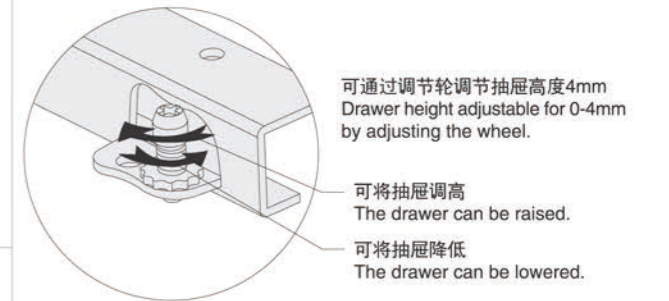


产品型号 Item No.	L(mm)
N2R2-260	205
N2R2-310	230
N2R2-360	275
N2R2-410	300
N2R2-460	335
N2R2-510	360
N2R2-560	405

抽屉的安装 Installation of the drawer



将滑轨全拉出, 把抽屉放在滑轨上, 将抽屉对准滑轨上的调节螺柱, 放下抽屉, 然后水平推入柜体, 抽屉即可关闭。
Fully open the slides and put the drawer on it, then make the drawer direct to the adjustable screw, push down the drawer and push into cabinet horizontally, the drawer can be closed.

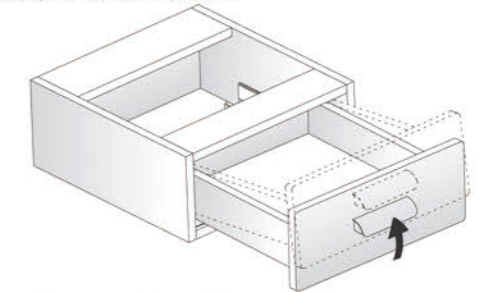


可通过调节轮调节抽屉高度4mm
Drawer height adjustable for 0-4mm by adjusting the wheel.

可将抽屉调高
The drawer can be raised.

可将抽屉降低
The drawer can be lowered.


抽屉的拆卸 Removal of the drawer



将抽屉全拉出后, 按箭头方向向上提, 抽屉即可拆卸
Fully pull out the drawer, lift it according to the direction of the arrow, the drawer can be demounted easily.



Catalogue 索引



41-46
三节缓冲式滚珠滑轨
Soft-closing Light-duty
Ball Bearing Slide



62-72
二节滚珠滑轨
Single Extension Ball
Bearing Slide



47-53
重型滑轨
Heavy-duty Ball Bearing Slide



73-88
餐台滑轨
Table Slide




54-61
三节滚珠滑轨
Full Extension Ball Bearing Slide



89-96
喷粉滑轨
Euro Slide

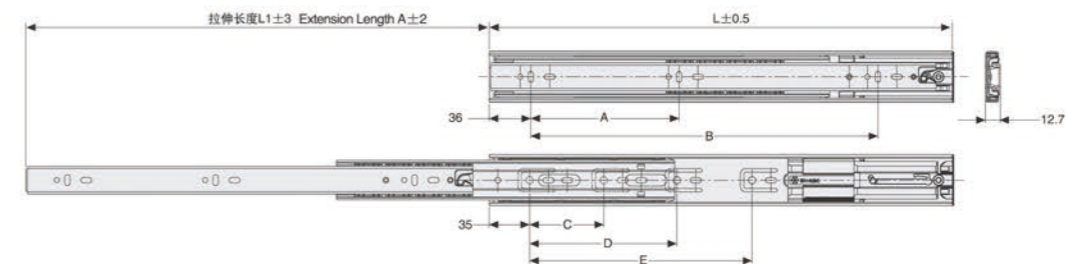
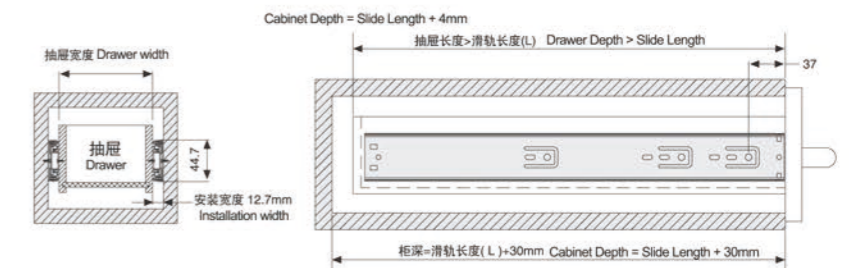
SH4605FC-03A 三节缓冲式滚珠滑轨

SH4605FC-03A Soft-closing Ball Bearing Slide



- 全拉出、可拆式三节缓冲钢珠滑轨
- 滑轨宽度: 46mm
- 载重: 36kg(18")
- 表面处理: 电泳、电镀
- 材质: 冷轧钢板
- 材料厚度(内、中、外)轨: 1.5x1.2x1.2mm
- Full-extension, Soft-closing.
- Slide Width: 46mm
- Dynamic Load Capacity: 36kg(18")
- Finish: Electrophoresis, Plating
- Material: Work hardened cold rolled steel.
- Thickness of material(I/M/O)part: 1.5x1.2x1.2mm

SH4605FC-03A 安装尺寸 (Installation Dimensions)



Item No.	Length mm	A mm	B mm	C mm	D mm	E mm	L mm	L1 mm
SH4605FC-03A-300	300	96		64			300	300
SH4605FC-03A-350	350	128	256	64	128		350	350
SH4605FC-03A-400	400	128	320	64	192		400	400
SH4605FC-03A-450	450	160	352	64	224		450	450
SH4605FC-03A-500	500	192	384	64	224	288	500	500
SH4605FC-03A-550	550	224	448	64	224	320	550	550
SH4605FC-03A-600	600	192	480	64	224	384	600	600



SH4605FC-03 缓冲式三节滚珠滑轨

SH4605FC-03 Soft-closing Ball Bearing Slide

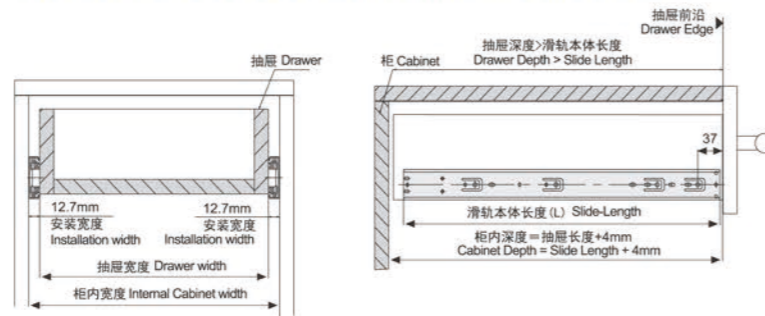
SH4605FR 反弹式三节滚珠滑轨

SH4605FR Push To Open Ball Bearing Slide



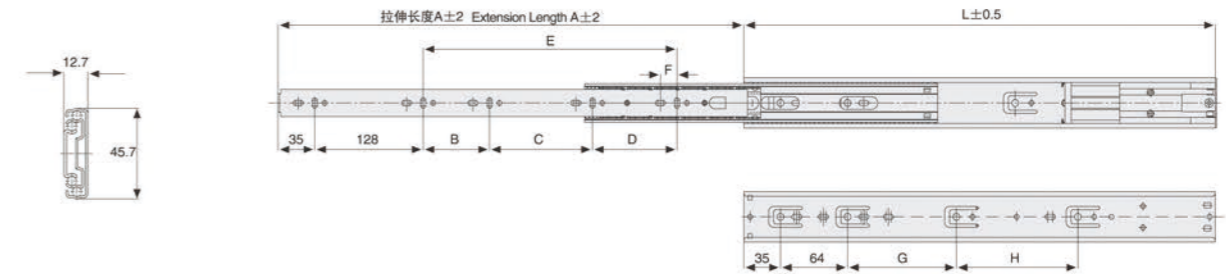
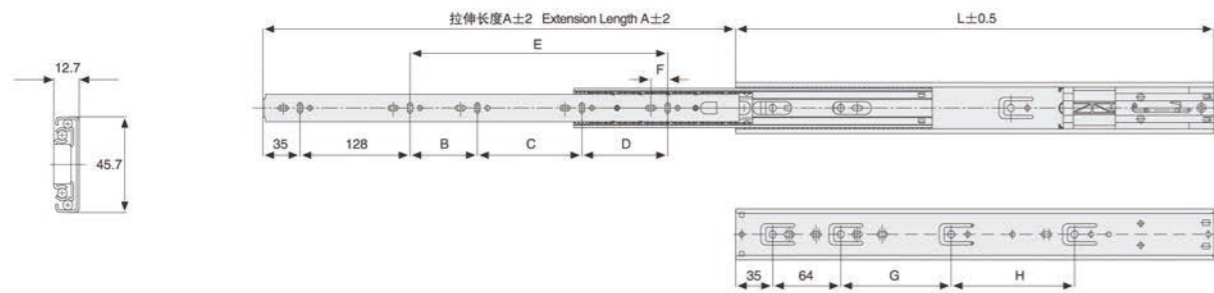
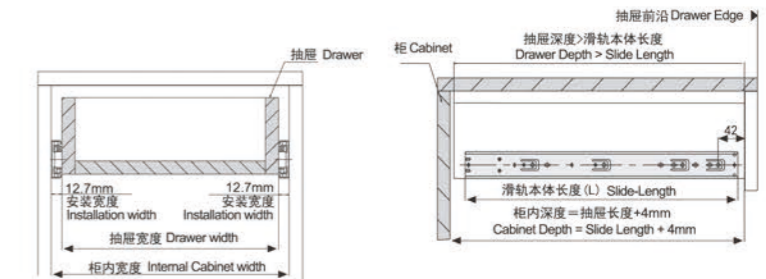
SH4605FC-03 安装尺寸 (Installation Dimensions)

- 全拉出、可拆式缓冲三节钢珠滑轨
- 滑轨宽度: 46mm
- 载重: 36kg(18")
- 表面处理: 电泳、电镀
- 材质: 冷轧钢板
- 材料厚度(内、中、外)轨: 1.5x1.2x1.2mm
- Full-extension, Soft-closing
- Slide Width: 46mm
- Dynamic Load Capacity: 36kg(18")
- Finish: Electrophoresis, Plating
- Material: Work hardened cold rolled steel.
- Thickness of material(I/M/O)part: 1.5x1.2x1.2mm



SH4605FR 安装尺寸 (Installation Dimensions)

- 全拉出、可拆式反弹三节钢珠滑轨
- 滑轨宽度: 46mm
- 载重: 36kg(18")
- 表面处理: 电泳、电镀
- 材质: 冷轧钢板
- 材料厚度(内、中、外)轨: 1.5x1.2x1.2mm
- Full-extension, Push to open
- Slide Width: 46mm
- Dynamic Load Capacity: 36kg(18")
- Finish: Electrophoresis, Plating
- Material: Work hardened cold rolled steel.
- Thickness of material(I/M/O)part: 1.5x1.2x1.2mm



Item No.	Length mm	A mm	B mm	C mm	D mm	E mm	F mm	G mm	H mm	L mm
SH4605FC-03-300	300	245								300
SH4605FC-03-350	350	345								350
SH4605FC-03-400	400	395				160				400
SH4605FC-03-450	450	445				192		160		450
SH4605FC-03-500	500	496	64	192				160		500
SH4605FC-03-550	550	546	64	192	54.6			160		550
SH4605FC-03-600	600	596	64	224	64		15.8	160	128	600

Item No.	Length mm	A mm	B mm	C mm	D mm	E mm	F mm	G mm	H mm	L mm
SH4605FR-300	300	251								300
SH4605FR-350	350	351								350
SH4605FR-400	400	401				160				400
SH4605FR-450	450	451				192		160		450
SH4605FR-500	500	501	64	192				160		500
SH4605FR-550	550	551	64	192	54.6			160		550
SH4605FR-600	600	601	64	224	64		15.8	160	128	600

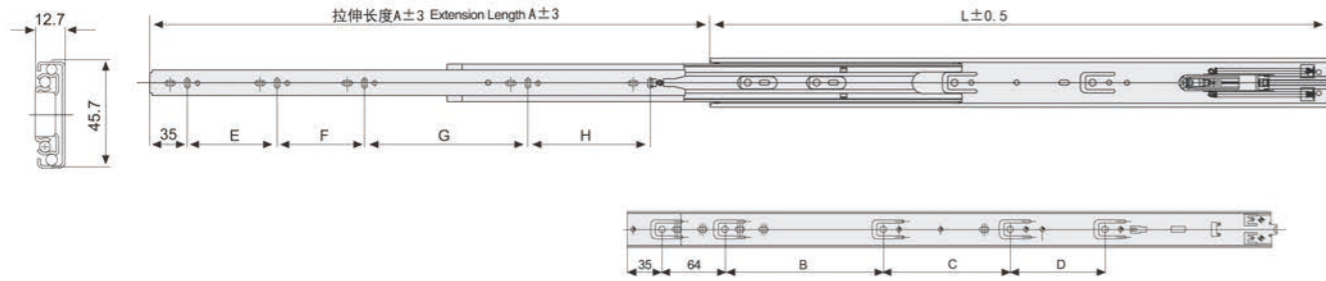
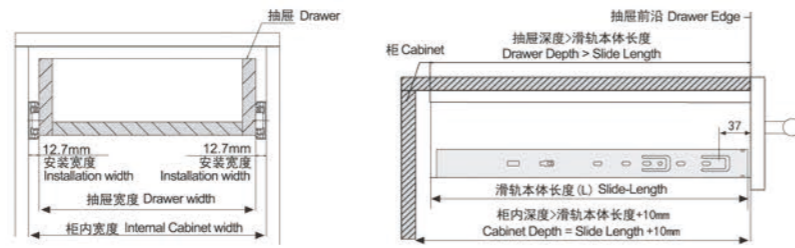
SH4605FC-005 三节缓冲式滚珠滑轨

SH4605FC-005 Soft-closing Ball Bearing Slide



SH4605FC-005 安装尺寸 (Installation Dimensions)

- 可拆式三节缓冲钢珠滑轨
- 滑轨宽度: 46mm
- 载重: 35kg(18")
- 表面处理: 电泳、电镀
- 材质: 冷轧钢板
- 材料厚度(内、中、外)轨: 1.5x1.2x1.2mm
- Full-extension, Soft-closing
- Slide Width: 46mm
- Dynamic Load Capacity: 35kg(18")
- Finish: Electrophoresis, Plating
- Material: Work hardened cold rolled steel.
- Thickness of material(I/M/O)part: 1.5x1.2x1.2mm



Item No.	Length mm	A mm	B mm	C mm	D mm	E mm	F mm	G mm	H mm	L mm
SH4605FC-005-300	300	192								300
SH4605FC-005-350	350	295				98				350
SH4605FC-005-400	400	345	96			128	96			400
SH4605FC-005-450	450	395	128			128	128			450
SH4605FC-005-500	500	445	96	128		128	192			500
SH4605FC-005-550	550	495	128	128		128	192	64		550
SH4605FC-005-600	600	545	160	128		128	224	64		600
SH4605FC-005-650	650	596	160	128	96	128	96	160	96	650

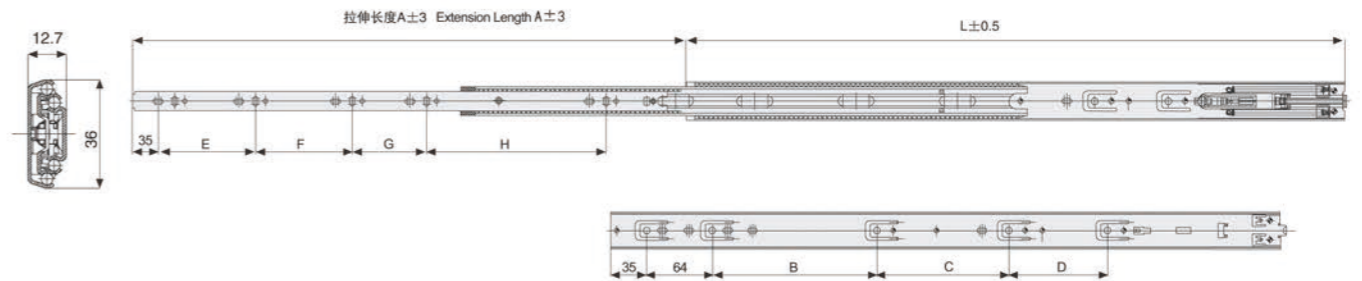
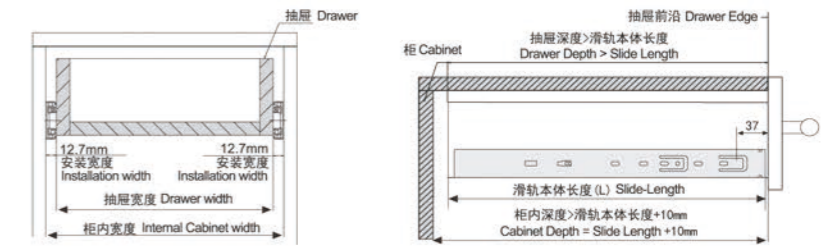
SH3601FC-005 三节缓冲式滚珠滑轨

SH3601FC-005 Soft-closing Ball Bearing Slide



SH3601FC-005 安装尺寸 (Installation Dimensions)

- 可拆式三节轻型缓冲钢珠滑轨
- 滑轨宽度: 36mm
- 载重: 20kg(18")
- 表面处理: 电泳、电镀
- 材质: 冷轧钢板
- 材料厚度(内、中、外)轨: 1.2x1.0x1.2mm
- Full-extension, Soft-closing
- Slide Width: 36mm
- Dynamic Load Capacity: 20kg(18")
- Finish: Electrophoresis, Plating
- Material: Work hardened cold rolled steel.
- Thickness of material(I/M/O)part: 1.2x1.0x1.2mm



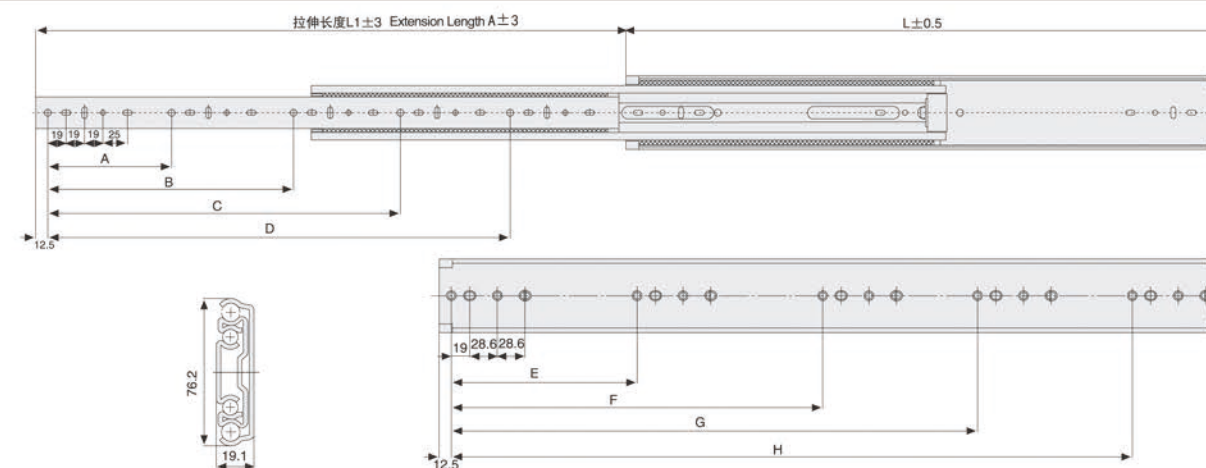
Item No.	Length mm	A mm	B mm	C mm	D mm	E mm	F mm	G mm	H mm	L mm
SH3601FC-005-350	350	280				96				350
SH3601FC-005-400	400	330	96			128	105			400
SH3601FC-005-450	450	380	128			128	160			450
SH3601FC-005-500	500	430	96	128		128	192			500
SH3601FC-005-550	550	480	128	128		128	96	160		550
SH3601FC-005-600	600	530	160	128		128	96	192		600
SH3601FC-005-650	650	580	160	128	96	128	96	64	192	650

SH760 重型滑轨

SH760 Heavy-duty Ball Bearing Slide



- 三节重型滑轨
 - 滑轨宽度: 76mm
 - 载重: 227kg(18")
 - 表面处理: 电泳、电镀
 - 材质: 冷轧钢板
 - 材料厚度(内、中、外)轨: 2.5x2.2x2.5mm
- Heavy-duty, Full-extension
 - Slide Width: 76mm
 - Dynamic Load Capacity: 227kg(18")
 - Finish: Electrophoresis, Plating
 - Material: Work hardened cold rolled steel.
 - Thickness of material(I/M/O)part: 2.5x2.2x2.5mm



Item No.	A mm	B mm	C mm	D mm	E mm	F mm	G mm	H mm	L mm	L1 mm
SH760-250	128				128				254	278
SH760-300	176				192				305	330
SH760-350	224				224				355	380
SH760-400	272				288				406	432
SH760-450	160	320			192	320			457	484
SH760-500	192	352			192	384			508	536
SH760-550	192	416			224	448			559	588
SH760-600	224	480			256	480			610	640
SH760-650	288	512			288	544			660	690
SH760-700	288	576			288	576			711	742
SH760-750	160	288	448	608	288	640			762	794
SH760-800	192	384	544	672	192	384	544	704	813	846
SH760-850	192	384	544	736	192	384	576	736	864	895
SH760-900	192	384	576	768	192	384	576	768	914	948
SH760-950	192	384	608	832	192	384	608	832	965	1000
SH760-1000	192	384	640	864	192	384	640	896	1016	1052

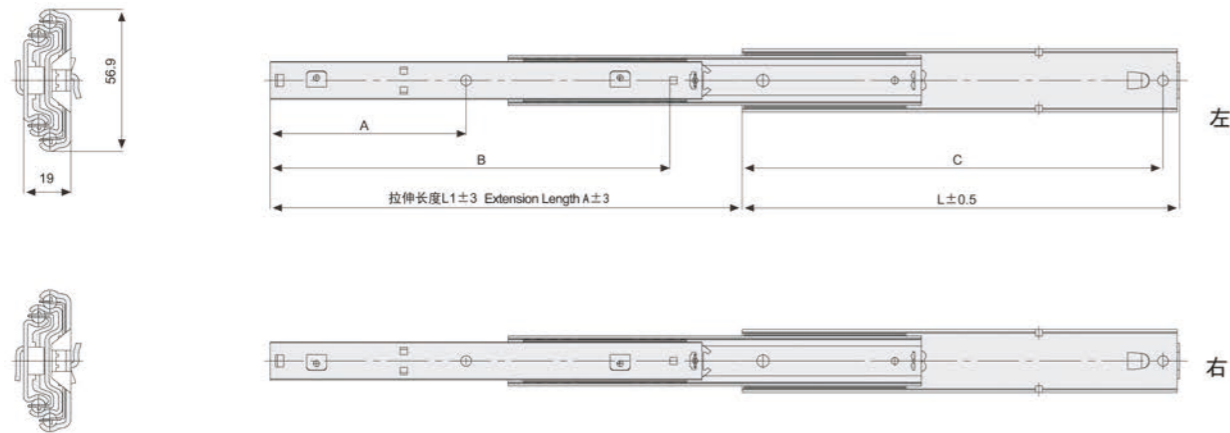


SH5801 重型滑轨

SH5801 Heavy-duty Ball Bearing Slide



- 卡式重型滑轨
- 滑轨宽度: 57mm
- 载重: 80kg(18")
- 表面处理: 镀黑、彩、白锌
- 材质: 冷轧钢板
- 材料厚度(内、中、外)轨: 2.0x1.8x1.8mm
- Heavy-duty, Full-extension
- Slide Width: 57mm
- Dynamic Load Capacity: 80kg(18")
- Finish: Electrophoresis, Plating
- Material: Work hardened cold rolled steel
- Thickness of material(I/M/O)part: 2.0x1.8x1.8mm



卡口形状及距离可按客户实际情况，如图表没有其它规格型号，可按客户实际要求设计。
Bayonet shape and distance can be made according to customer's requirement.

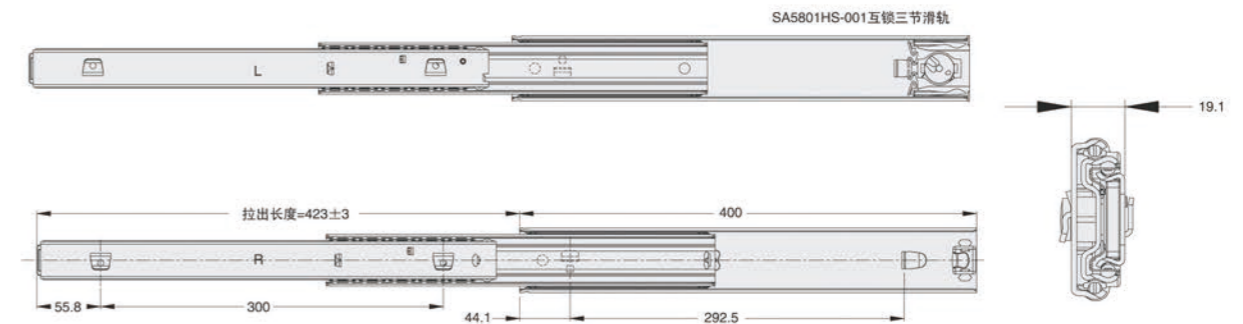
Item No.	A mm	B mm	L1 mm	L mm	C mm
SH5801-393	177	361	426	395	380

5801HS 互锁重型滑轨

5801HS Heavy-duty Inter-locking Slide



- 互锁重型滑轨
- 滑轨宽度: 57mm
- 载重: 80kg(18")
- 表面处理: 镀黑、彩、白锌
- 材质: 冷轧钢板
- 材料厚度(内、中、外)轨: 2.0x1.8x1.8mm
- Heavy-duty, Full-extension
- Slide Width: 57mm
- Dynamic Load Capacity: 80kg(18")
- Finish: Electrophoresis, Plating
- Material: Work hardened cold rolled steel
- Thickness of material(I/M/O)part: 2.0x1.8x1.8mm




卡口形状及距离可按客户实际情况，如图表没有其它规格型号，可按客户实际要求设计。
Bayonet shape and distance can be made according to customer's requirement.

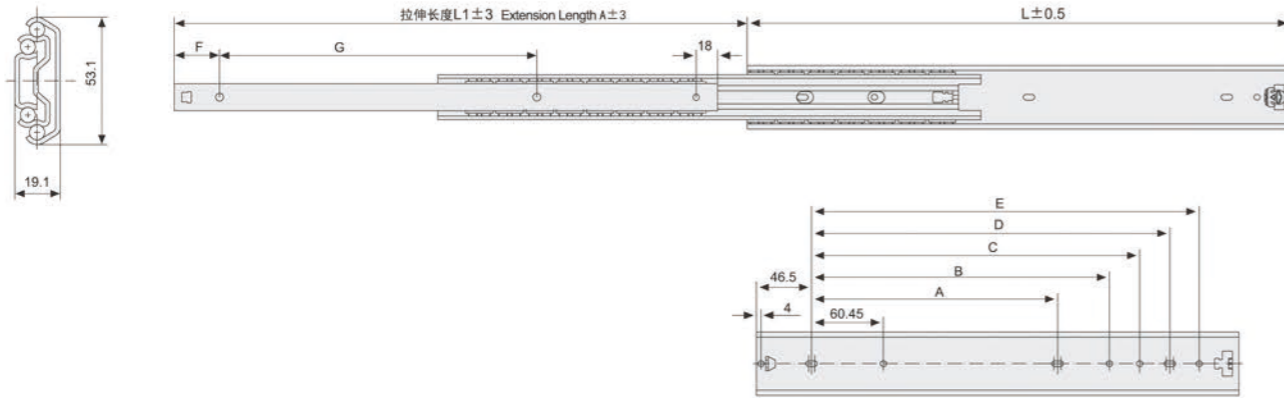
Item No.	A mm	B mm	L1 mm	L mm	C mm
5801HS-399	55.8	300	426	399	265

SH5319 重型滑轨

SH5319 Heavy-duty Ball Bearing Slide




- 不可拆三节重型滑轨
- 滑轨宽度: 53mm
- 载重: 100kg(18")
- 表面处理: 电泳、电镀
- 材质: 冷轧钢板
- 材料厚度(内、中、外)轨: 2.0x2.0x2.2mm
- Heavy-duty, Full-extension
- Slide Width: 53mm
- Dynamic Load Capacity: 100kg(18")
- Finish: Electrophoresis, Plating
- Material: Work hardened cold rolled steel.
- Thickness of material(I/M/O)part: 2.0x2.0x2.2mm



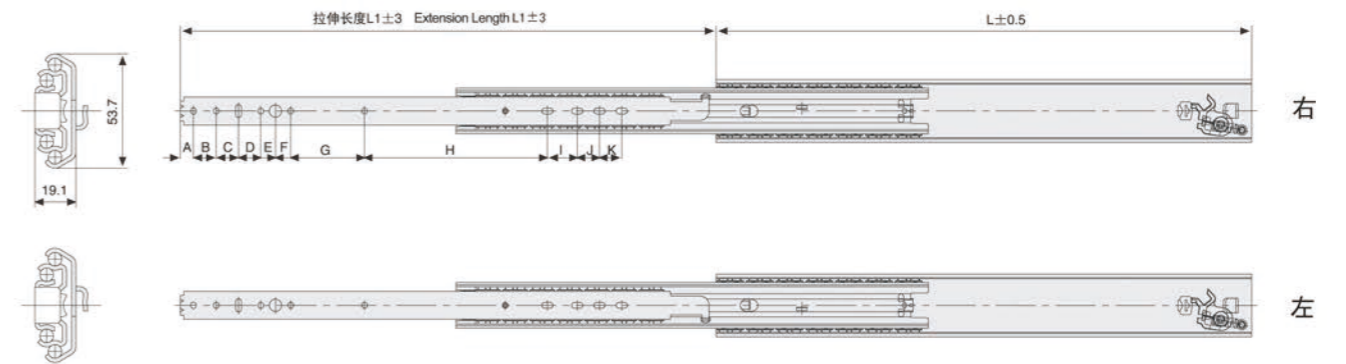
Item No.	Length mm	L1 mm	A mm	B mm	C mm	D mm	E mm	F mm	G mm	L mm
SH5319-350	350	380		186.35	229.85	255.25	280.65	25	216	355
SH5319-400	400	431		236.95	280.65	306.05	331.45	25	216	406
SH5319-450	450	482	190.5	287.75	331.45	356.85	382.25	38	267	457
SH5319-500	500	533	215.9	338.55	382.25	407.65	433.05	38	267	508
SH5319-550	550	584	241.3	389.35	433.05	458.85	483.85	51	317	559
SH5319-600	600	635	266.7	440.15	483.85	509.25	534.65	51	317	610
SH5319-650	650	686	292.1	490.95	534.65	560.05	585.45	64	394	661
SH5319-700	700	737	317.5	541.75	585.45	610.85	636.25	64	394	712
SH5319-750	750	788	342.9	592.55	636.25	661.65	687.05	77	470	763
SH5319-800	800	839	368.3	643.35	687.05	712.45	737.85	77	470	814

SH5319Z 自锁重型滑轨

SH5319Z Heavy-duty Self-closing Slide



- 自锁重型滑轨
- 滑轨宽度: 53mm
- 载重: 100kg(18")
- 表面处理: 镀黑、彩、白锌
- 材质: 冷轧钢板
- 材料厚度(内、中、外)轨: 2.0x2.0x2.2mm
- Heavy-duty, Full-extension
- Slide Width: 53mm
- Dynamic Load Capacity: 100kg(18")
- Finish: Electrophoresis, Plating
- Material: Work hardened cold rolled steel
- Thickness of material(I/M/O)part: 2.0x2.0x2.2mm



卡口形状及距离可按客户实际情况，如图表没有其它规格型号，可按客户实际要求设计。
Bayonet shape and distance can be made according to customer's requirement.


Item No.	A mm	B mm	C mm	D mm	E mm	F mm	G mm	H mm	I mm	J mm	K mm	L1 mm	L mm
SH5319Z-457	11	19.5	19	19	12.5	13	63	156	25.5	19	19	457	457

SH510 重型滑轨

SH510 Heavy-duty Ball Bearing Slide

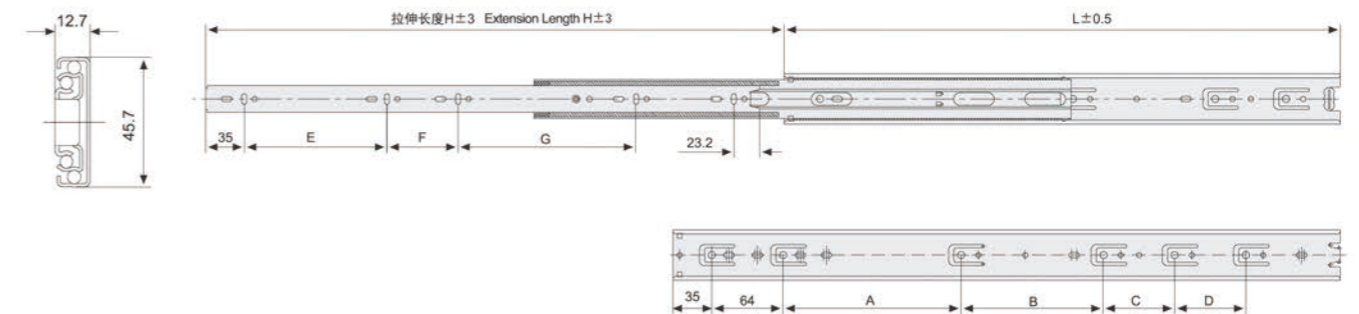
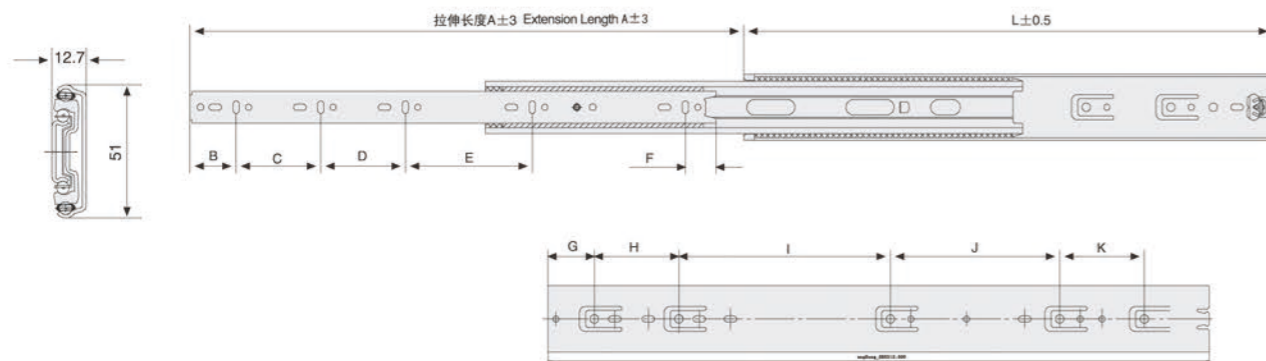
R4605F 三节滚珠滑轨

R4605F Ball Bearing Slide



- 全拉出三节重型钢珠滑轨
- 滑轨宽度: 51mm
- 载重: 68kg(18")
- 表面处理: 电泳、电镀
- 材料: 冷轧钢板
- 材料厚度(内、中、外)轨: 1.5x1.5x1.8mm
- Heavy-duty, Full-extension
- Slide Width: 51mm
- Dynamic Load Capacity: 68kg(18")
- Finish: Electrophoresis, Plating
- Material: Work hardened cold rolled steel
- Thickness of material(I/M/O)part: 1.5x1.5x1.8mm

- 三节滚珠滑轨
- 滑轨宽度: 46mm
- 载重: 45kg(18")
- 材质: 冷轧钢板
- 表面处理: 电泳、电镀
- 材料厚度(内、中、外)轨: 1.5x1.2x1.2mm
- Full-extension
- Slide Width: 46mm
- Dynamic Load Capacity: 45kg(18")
- Material: Work hardened cold rolled steel
- Finish: Electrophoresis, Plating
- Thickness of material(I/M/O)part: 1.5x1.2x1.2mm



Item No.	Length mm	A mm	B mm	C mm	D mm	E mm	F mm	G mm	H mm	I mm	J mm	K mm	L mm
SH510-250	250	258	35	64			23.2	35	64	86			250
SH510-300	300	314	35	128			23.2	35	64	136			300
SH510-350	350	373	35	128			23.2	35	64	160	64		350
SH510-400	400	422	35	128			23.2	35	64	160	64		400
SH510-450	450	471	35	128	192		23.2	35	64	160	128		450
SH510-500	500	520	35	128	160	160	23.2	35	64	160	128	64	500
SH510-550	550	559	35	128	64	160	23.2	35	64	160	128	64	550
SH510-600	600	618	35	128	64	192	23.2	35	64	160	128	64	600
SH510-650	650	668	35	128	64	224	23.2	35	64	160	128	96	650
SH510-700	700	714	35	128	64	256	23.2	35	64	160	128	96	700
SH510-750	750	760	35	128	64	288	23.2	35	64	160	128	96	750
SH510-800	800	810	35	128	128	288	23.2	35	64	160	128	96	800
SH510-900	900	900	35	128	160	288	23.2	35	64	160	128	96	900

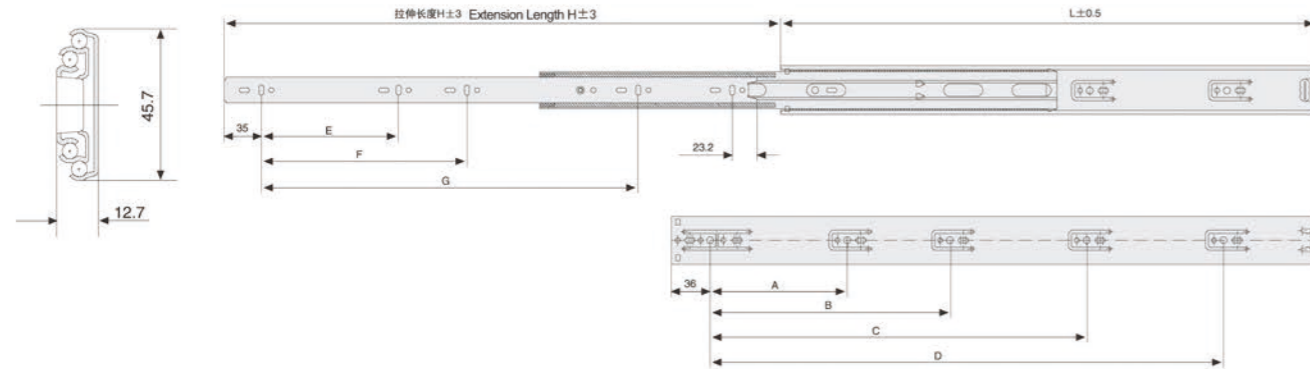
Item No.	Length mm	A mm	B mm	C mm	D mm	E mm	F mm	G mm	L mm	H mm
R4605F-250	250	86				64			250	240
R4605F-300	300	136				128			300	308
R4605F-350	350	160				128			350	371
R4605F-400	400	160	64			128			400	422
R4605F-450	450	160	128			128	192		450	471
R4605F-500	500	160	128	64		128	64	160	500	521
R4605F-550	550	160	128	64		128	64	192	550	550
R4605F-600	600	160	128	64	64	128	64	224	600	625

SH4513 三节滚珠滑轨

SH4513 Ball Bearing Slide



- 全拉出三节钢珠滑轨
- 滑轨宽度: 46mm
- 载重: 45kg(18")
- 材料: 冷轧钢板
- 表面处理: 电泳、电镀
- 材料厚度(内、中、外)轨: 1.5x1.2x1.2mm
- Full-extension
- Slide Width: 46mm
- Dynamic Load Capacity: 45kg(18")
- Material: Work hardened cold rolled steel
- Finish: Electrophoresis, Plating
- Thickness of material(I/M/O)part: 1.5x1.2x1.2mm



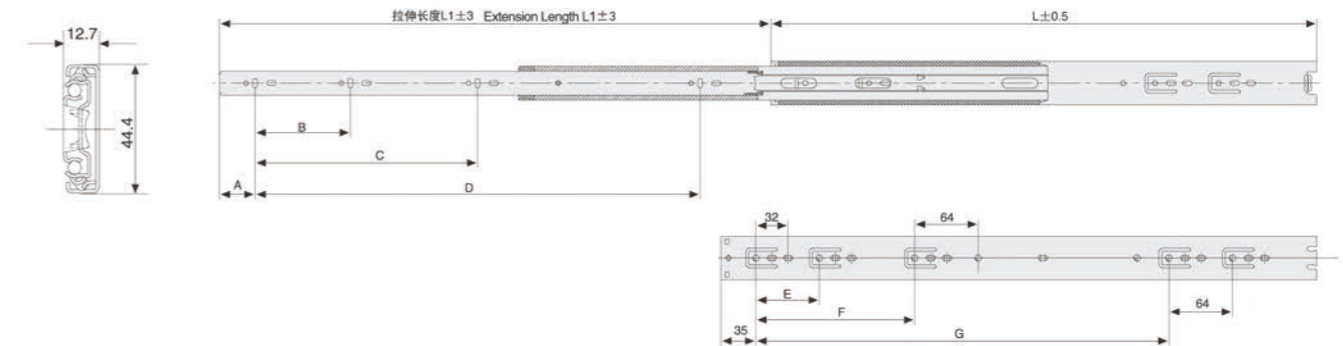
Item No.	Length mm	A mm	B mm	C mm	D mm	E mm	F mm	G mm	L mm	H mm
SH4513-250	250	128				64			250	271
SH4513-300	300	128	224			128			300	307
SH4513-350	350	128	224			128			350	369
SH4513-400	400	128	224	320		128			400	420
SH4513-450	450	128	224	352		128	320		450	467
SH4513-500	500	128	224	352	416	128	192	352	500	518
SH4513-550	550	128	224	352	448	128	192	384	550	544
SH4513-600	600	128	224	352	480	128	192	416	600	623

SH4501 三节滚珠滑轨

SH4501 Ball Bearing Slide



- 三节滚珠滑轨
- 滑轨宽度: 45mm
- 载重: 35kg(18")
- 材料: 冷轧钢板
- 表面处理: 电泳、电镀
- 材料厚度(内、中、外)轨: 1.2x1.0x1.0mm
- 注: 45880材料厚度(内、中、外)轨: 1.0x0.8x0.8mm 载重25kg
- Full-extension
- Slide Width: 45mm
- Dynamic Load Capacity: 35kg(18")
- Material: Work hardened cold rolled steel
- Finish: Electrophoresis, Plating
- Thickness of material(I/M/O)part: 1.2x1.0x1.0mm
- Thickness of material(I/M/O)part (thin material): 1.0x0.8x0.8mm Dynamic Load Capacity: 25kg



Item No.	Length mm	A mm	B mm	C mm	D mm	E mm	F mm	G mm	L mm	L1 mm
SH4501-250	250	36	169.3			64		140	250	250
SH4501-300	300	36	96	224		64		190	300	300
SH4501-350	350	36	128	256		64		192	350	350
SH4501-400	400	36	128	320		64		224	400	400
SH4501-450	450	36	160	352		64		288	450	450
SH4501-500	500	36	192	416		64		320	500	500
SH4501-550	550	36	224	448		64		352	550	550
SH4501-600	600	36	192	512		64		416	600	600
SH4501-650	650	36	192	416	576	64	270	494	650	650
SH4501-700	700	36	192	448	608	64	320	544	700	700

R4605FZ 三节自锁滚珠滑轨

R4605FZ Self-closing Ball Bearing Slide

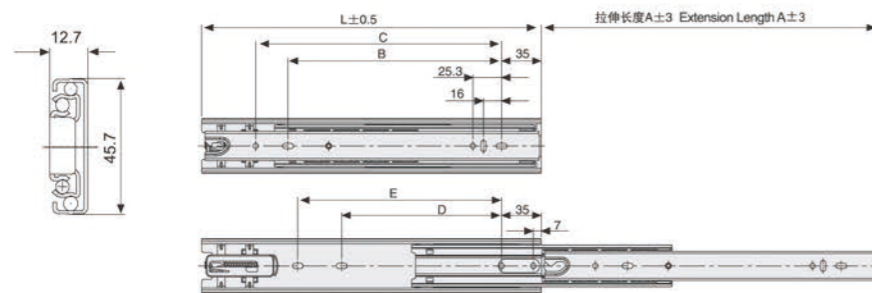
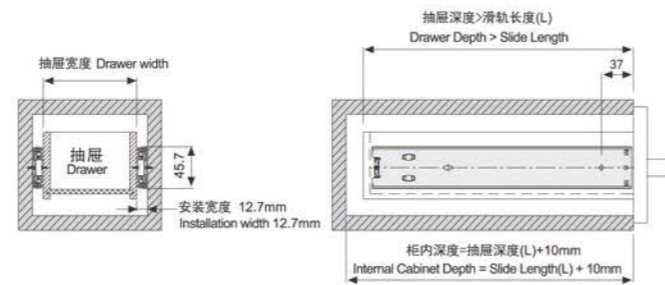
SH3601 三节滚珠滑轨

SH3601 Ball Bearing Slide



- 全拉出、可拆式三节自锁钢珠滑轨
- 滑轨宽度: 45.7mm
- 载重: 45kg(18")
- 表面处理: 电泳、电镀
- 材质: 冷轧钢板
- 材料厚度(内、中、外)轨: 1.5x1.2x1.2mm
- Full-extension, Self-closing
- Slide Width: 45.7mm
- Dynamic Load Capacity: 45kg(18")
- Finish: Electrophoresis, Plating
- Material: Work hardened cold rolled steel
- Thickness of material(I/M/O)part: 1.5x1.2x1.2mm

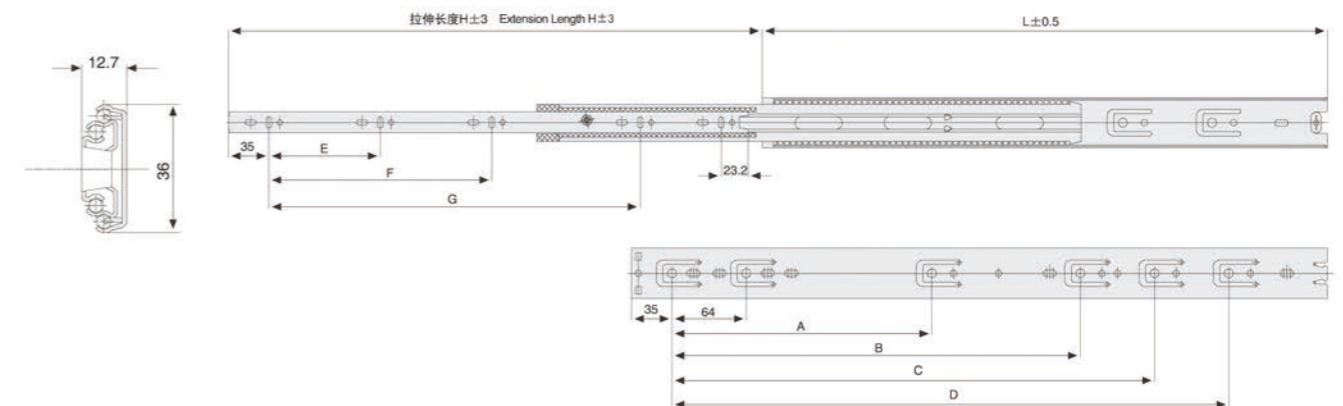
R4605FZ 安装尺寸 (Installation Dimensions)



Item No.	Length mm	A mm	B mm	C mm	D mm	E mm
R4605FZ-254	254	250	153		133	
R4605FZ-265	265	265	160		152	
R4605FZ-275	275	269	160		152	
R4605FZ-300	300	300	199		177	
R4605FZ-350	350	328	256		240	
R4605FZ-375	375	375	256		240	
R4605FZ-400	400	400	256		240	
R4605FZ-450	450	450	331		315	
R4605FZ-500	500	528	378		240	380
R4605FZ-550	550	540	208	208	240	380

- 全拉出可拆式轻型钢珠滑轨
- 滑轨宽度: 36mm
- 载重: 25kg(18")
- 表面处理: 电泳、电镀
- 材质: 冷轧钢板
- 材料厚度(内、中、外)轨: 1.2x1.0x1.2mm

- Full-extension
- Slide Width: 36mm
- Dynamic Load Capacity: 25kg(18")
- Finish: Electrophoresis, Plating
- Material: Work hardened cold rolled steel
- Thickness of material(I/M/O)part: 1.2x1.0x1.2mm



Item No.	Length mm	A mm	B mm	C mm	D mm	E mm	F mm	G mm	L mm	H mm
SH3601-250	250	150				64			250	254
SH3601-300	300	200				128			300	304
SH3601-350	350	224				128			350	354
SH3601-400	400	224	288			128			400	404
SH3601-450	450	224	352			128		320	450	454
SH3601-500	500	224	352	416		128	192	352	500	504
SH3601-550	550	224	352	416		128	192	384	550	554
SH3601-600	600	224	352	416	480	128	192	416	600	604

SH3611 三节滚珠滑轨

SH3611 Ball Bearing Slide

SH3201 三节滚珠滑轨

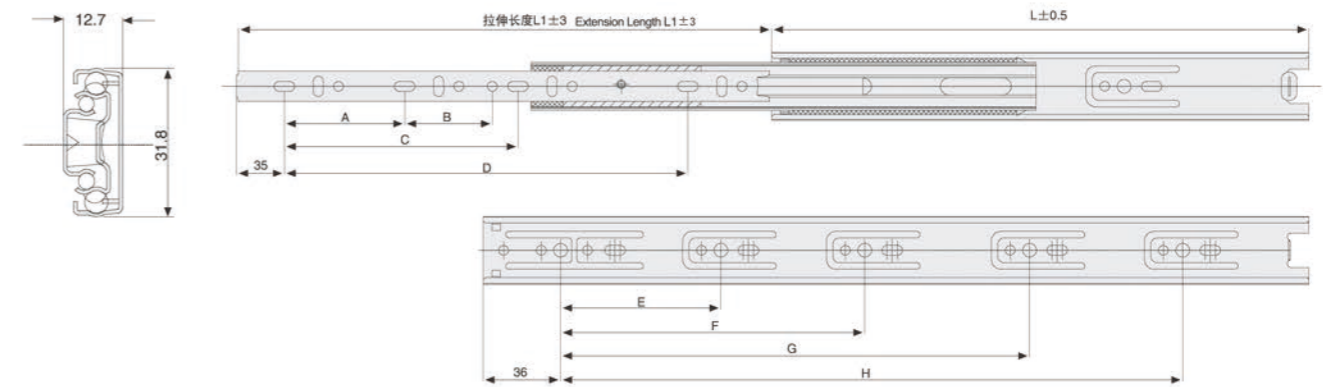
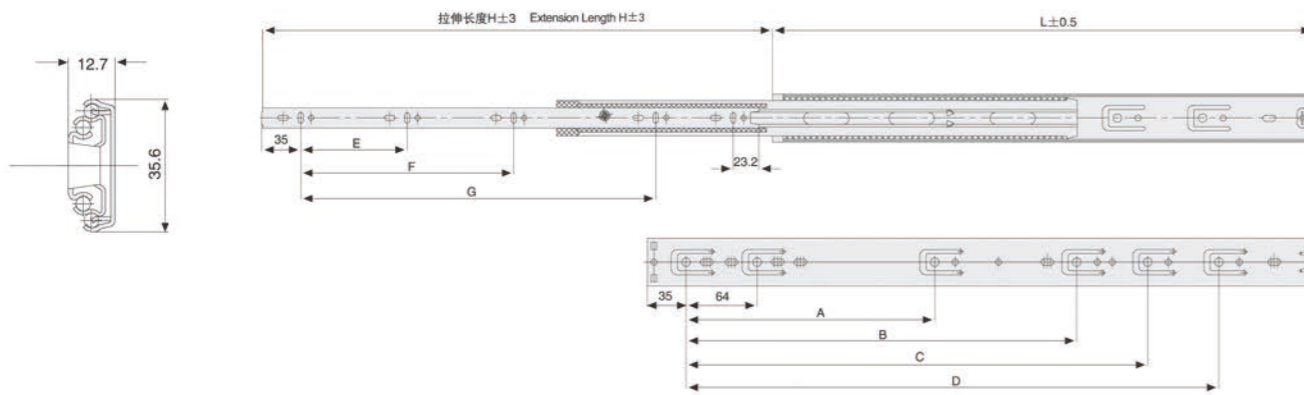
SH3201 Ball Bearing Slide



- 全拉出可拆轻型钢珠滑轨
- 滑轨宽度: 35.6mm
- 载重: 20kg(18")
- 表面处理: 电泳、电镀
- 材质: 冷轧钢板
- 材料厚度(内、中、外)轨: 1.0x1.0x1.0mm
- Full-extension
- Slide Width: 35.6mm
- Dynamic Load Capacity: 20kg(18")
- Finish: Electrophoresis, Plating
- Material: Work hardened cold rolled steel
- Thickness of material(I/M/O)part: 1.0x1.0x1.0mm



- 全拉出三节轻型钢珠滑轨
- 滑轨宽度: 32mm
- 载重: 15kg(18")
- 表面处理: 电泳、电镀
- 材质: 冷轧钢板
- 材料厚度(内、中、外)轨: 0.8x0.8x0.8mm
- Full-extension
- Slide Width: 32mm
- Dynamic Load Capacity: 15kg(18")
- Finish: Electrophoresis, Plating
- Material: Work hardened cold rolled steel
- Thickness of material(I/M/O)part: 0.8x0.8x0.8mm




Item No.	Length mm	A mm	B mm	C mm	D mm	E mm	F mm	G mm	L mm	H mm
SH3611-250	250	150				64			250	258
SH3611-300	300	200				128			300	308
SH3611-350	350	224				128			350	358
SH3611-400	400	224	288			128			400	408
SH3611-450	450	224	352			128		320	450	458
SH3611-500	500	224	352	416		128	192	352	500	508
SH3611-550	550	224	352	416		128	192	384	550	558
SH3611-600	600	224	352	416	480	128	192	416	600	608

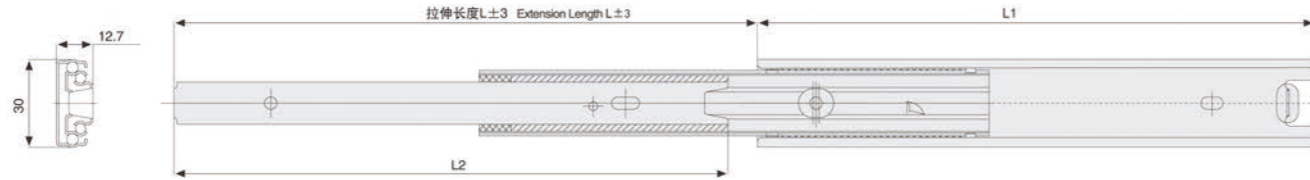
Item No.	Length mm	A mm	B mm	C mm	D mm	E mm	F mm	G mm	H mm	L mm	L1 mm
SH3201-250	250	58	121			128				250	249
SH3201-300	300	93		192		128	224			300	294
SH3201-350	350	129		256		128	224			350	355
SH3201-400	400	150	116	320		128	224	320		400	401
SH3201-450	450	160	136	352		128	224	352		450	449
SH3201-500	500	160	154	416		128	224	416		500	507
SH3201-550	550	160		352	448	128	224	352	448	550	550
SH3201-600	600	160		384	512	128	224	352	480	600	610

SH30888 三节滚珠滑轨

SH30888 Ball Bearing Slide



- 全拉出可拆式轻型钢珠滑轨
- 滑轨宽度: 30mm
- 载重: 11Kg(8")
- 表面处理: 电泳、电镀
- 材质: 冷轧钢板
- 材料厚度(内、中、外)轨: 0.8x0.8x0.8mm
- Full-extension
- Slide Width: 30mm
- Dynamic Load Capacity: 11kg(8")
- Finish: Electrophoresis, Plating
- Material: Work hardened cold rolled steel
- Thickness of material(I/M/O)part: 0.8x0.8x0.8mm



Item No.	L mm	L1 mm	L2 mm
SH30888-190	199	190	189
SH30888-210	220	210	

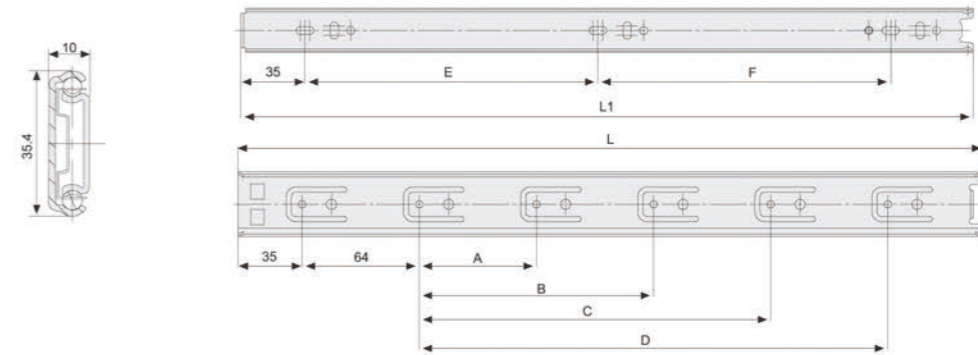
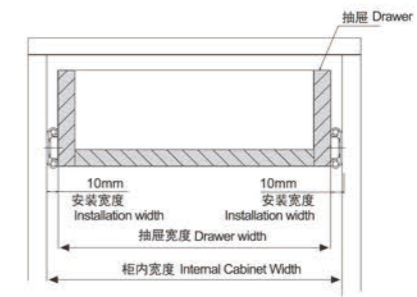
SH3510A 二节滚珠滑轨

SH3510A Single Extension Ball Bearing Slide



- 可拆二节轻型钢珠滑轨
- 滑轨宽度: 35mm
- 载重: 25kg(18")
- 表面处理: 电泳、电镀
- 材质: 冷轧钢板
- 材料厚度(内、外)轨: 1.5x1.5mm
- Single-extension
- Slide Width: 35mm
- Dynamic Load Capacity: 25kg(18")
- Finish: Electrophoresis, Plating
- Material: Work hardened cold rolled steel
- Thickness of material(I/O)part: 1.5x1.5mm


SH3510A 安装尺寸 (Installation Dimensions)



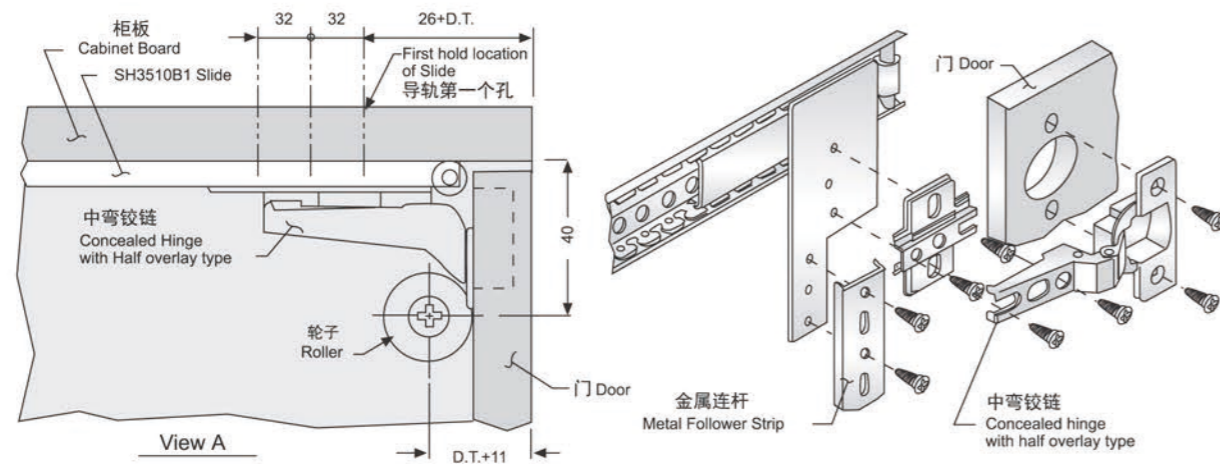
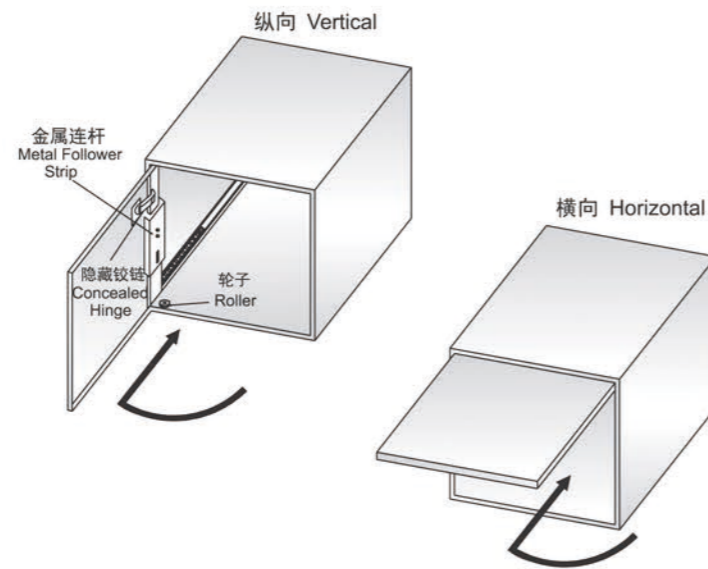
Item No.	Length mm	A mm	B mm	C mm	D mm	E mm	F mm	L1 mm	L mm
SH3510A-200						64		204	
SH3510A-250	254	96				96		255	254
SH3510A-300	305	160				96		305	305
SH3510A-350	355	192				128	128	355	355
SH3510A-400	406	128	224			160	160	406	406
SH3510A-450	457	160	288			160	192	457	457
SH3510A-500	508	160	256	352		192	224	508	508
SH3510A-550	559	160	288	416		224	224	559	559
SH3510A-600	610	128	256	352	448	224	256	610	610
SH3510A-650		128	256	352	480	256	256	650	
SH3510A-700		128	352	480	576	224	384	711	
SH3510A-750		128	256	384	512	224	448	750	

SH3510B1 七字型电视滑轨

SH3510B1 Pocket-door Ball Bearing Slide



- 应用: 隐藏门、壁柜、办公室抽屉、文件及储物柜, 适用于横向和纵向
- 特点: 是一种可以用隐藏式铰链锁紧门设计, 带金属连杆作定位
- 载重: 15kg(18")
- 材质: 冷轧钢板
- 表面处理: 电泳、电镀
- 材料厚度(内、外)轨: 1.5x1.5mm
- Application: Concealed door, wall unit, office cabinets, filing and storage systems. Can be installed horizontally vertically.
- Features: Designed for European concealed hinges allows for tight door-to-follower strip. Detent-out
- Dynamic load capacity: 15kg(18")
- Material: Work hardened cold rolled steel
- Finish: Electrophoresis, Plating
- Thickness of material (I/O) part: 1.5x1.5mm

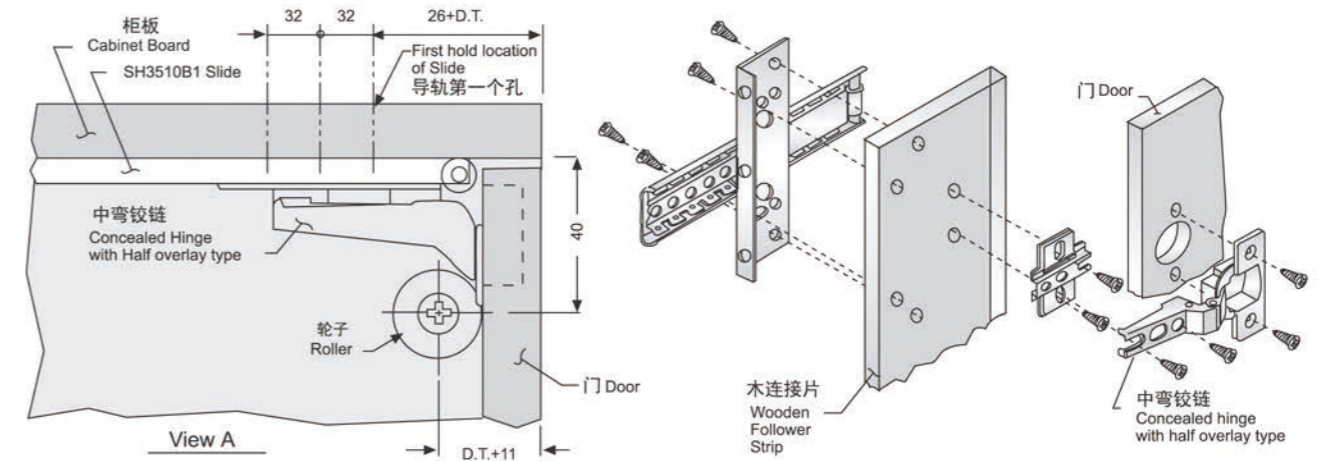
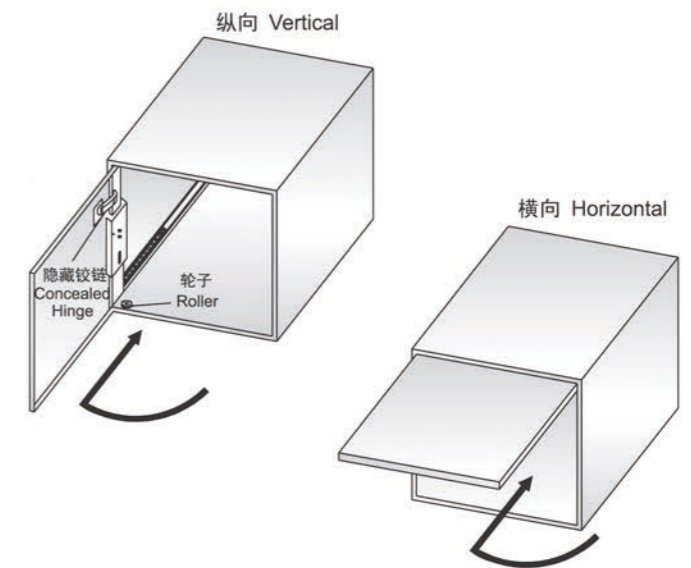


SH3510B2 十字型电视滑轨

SH3510B2 Pocket-door Ball Bearing Slide



- 应用: 隐藏门、壁柜、办公室抽屉、文件及储物柜, 适用于横向和纵向
- 特点: 是一种可以用隐藏式铰链锁紧门设计, 带金属连杆作定位
- 载重: 15kg(18")
- 材质: 冷轧钢板
- 表面处理: 电泳、电镀
- 材料厚度(内、外)轨: 1.5x1.5mm
- Application: Concealed door, wall unit, office cabinets, filing and storage systems. Can be installed horizontally vertically.
- Features: Designed for European concealed hinges allows for tight door-to-follower strip. Detent-out
- Dynamic load capacity: 15kg(18")
- Material: Work hardened cold rolled steel
- Finish: Electrophoresis, Plating
- Thickness of material (I/O) part: 1.5x1.5mm

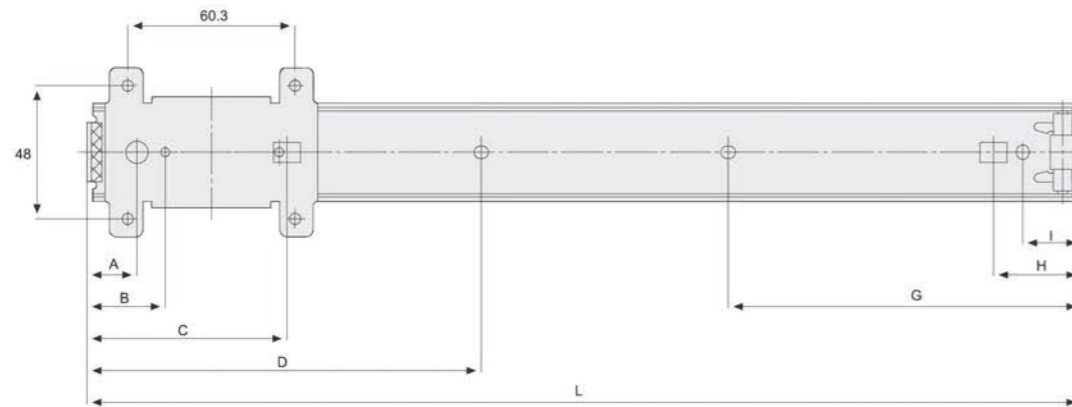


SH3510B3 工字型电视滑轨

SH3510B3 Pocket-door Ball Bearing Slide




- 应用: 隐藏门、壁柜、办公家具、储物柜、高架系统等
 - 特点: 无需动手, 与中弯铰链配合使用, 在顶部下和侧部安装带一个制动定位
 - 载重: 15kg(18")
 - 材质: 冷轧钢板
 - 表面处理: 电泳、电镀
 - 材料厚度(内、外)轨: 1.5x1.5mm
- Application: Concealed door, wall unit, public furniture, storage cabinets
 - Features: Non-handed, pocket door side used with European concealed hinge of half overlay. Under the top and at slide mounting with hold-out detent
 - Dynamic load capacity: 15kg(18")
 - Material: Work hardened cold rolled steel
 - Finish: Electrophoresis, Plating
 - Thickness of material (I/O)part: 1.5x1.5mm



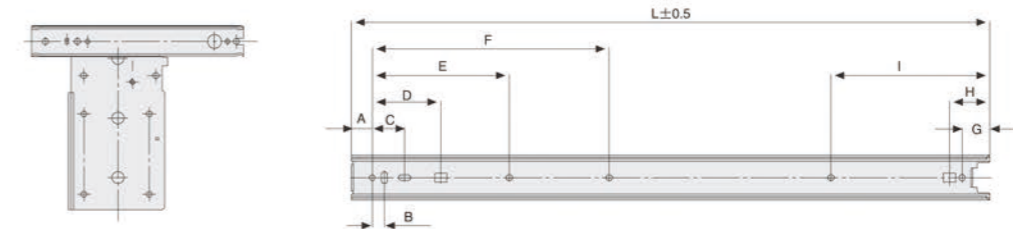
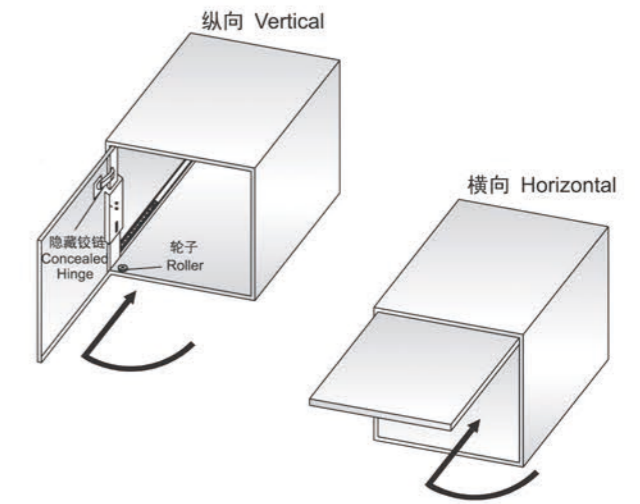
Slide No.	Slide Length	A mm	B mm	C mm	D mm	E mm	F mm	G mm	L mm
SH3510B3-300	305	18	34	72	142	21	31.6	127.1	305
SH3510B3-350	355	18	34	72	142	21	31.6	127.1	355
SH3510B3-400	406	18	34	72	142	21	31.6	127.1	406
SH3510B3-450	457	18	34	72	142	21	31.6	127.1	457
SH3510B3-500	508	18	34	72	142	21	31.6	127.1	508
SH3510B3-550	559	18	34	72	142	21	31.6	127.1	559
SH3510B3-600	610	18	34	72	142	21	31.6	127.1	610

SH3510B4 电视滑轨

SH3510B4 Television Slide



- 应用: 隐藏门、壁柜、办公室抽屉、文件及储物柜, 适用于横向和纵向
- 特点: 是一种可以用隐藏式铰链锁紧门设计, 带金属连杆作定位
- 载重: 15kg(18")
- 材质: 冷轧钢板
- 表面处理: 电泳、电镀
- 材料厚度(内、外)轨: 1.5x1.5mm
- Application: Concealed door, wall unit, office cabinets, filing and storage systems. Can be installed Horizontally or vertically.
- Features: Designed for European concealed hinges allows for tight door-to-follower strip. Detent-out
- Dynamic load capacity: 15kg(18")
- Material: Work hardened cold rolled steel
- Finish: Electrophoresis, Plating
- Thickness of material (I/O)part: 1.5x1.5mm



Slide No.	Slide Length	A mm	B mm	C mm	D mm	E mm	F mm	G mm	H mm	I mm	L mm
SH3510B4-300	301	16.5	9.5	25.5	54.1	108.1	159	22	32	114	301
SH3510B4-350	351	16.5	9.5	25.5	54.1	108.1	187	22	32	142	351
SH3510B4-400	402	16.5	9.5	25.5	54.1	108.1	187	22	32	142	402
SH3510B4-450	454	16.5	9.5	25.5	54.1	108.1	187	22	32	142	454
SH3510B4-500	504	16.5	9.5	25.5	54.1	108.1	187	22	32	142	504
SH3510B4-550	555	16.5	9.5	25.5	54.1	108.1	187	22	32	142	555
SH3510B4-600	608	16.5	9.5	25.5	54.1	108.1	187	22	32	125.5	608
SH3510B4-650	657	16.5	9.5	25.5	54.1	108.1	187	22	32	125.5	657
SH3510B4-700	707	16.5	9.5	25.5	54.1	108.1	187	22	32	125.5	707

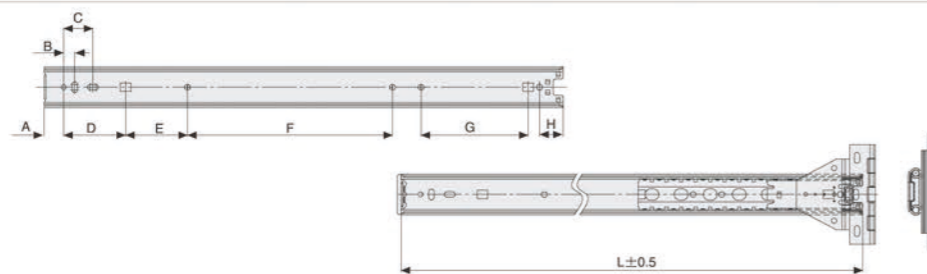
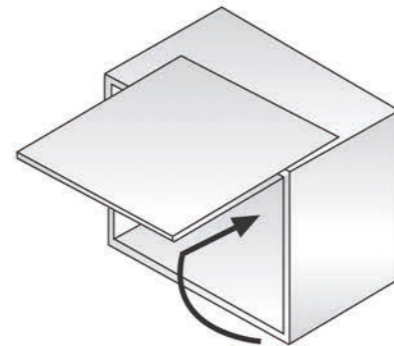
SH3510B6 合页电视滑轨

SH3510B6 Television Slide With Hinge



- 应用: 隐藏门、壁柜、办公室抽屉, 文件及储物柜, 适用于横向和纵向
- 特点: 是一种可以用隐藏式铰链锁紧门设计, 带金属连杆作定位
- 载重: 15kg(18")
- 材质: 冷轧钢板
- 表面处理: 电泳、电镀
- 材料厚度(内、外)轨: 1.5x1.5mm
- Application: Concealed door, wall unit, office cabinets, filing and storage systems. Can be installed Horizontally vertically.
- Features: Designed for European concealed hinges allows for tight door-to-follower strip. Detent-out
- Dynamic load capacity: 15kg(18")
- Material: Work hardened cold rolled steel
- Finish: Electrophoresis、Plating
- Thickness of material (I/O)part: 1.5x1.5mm


横向 Horizontal



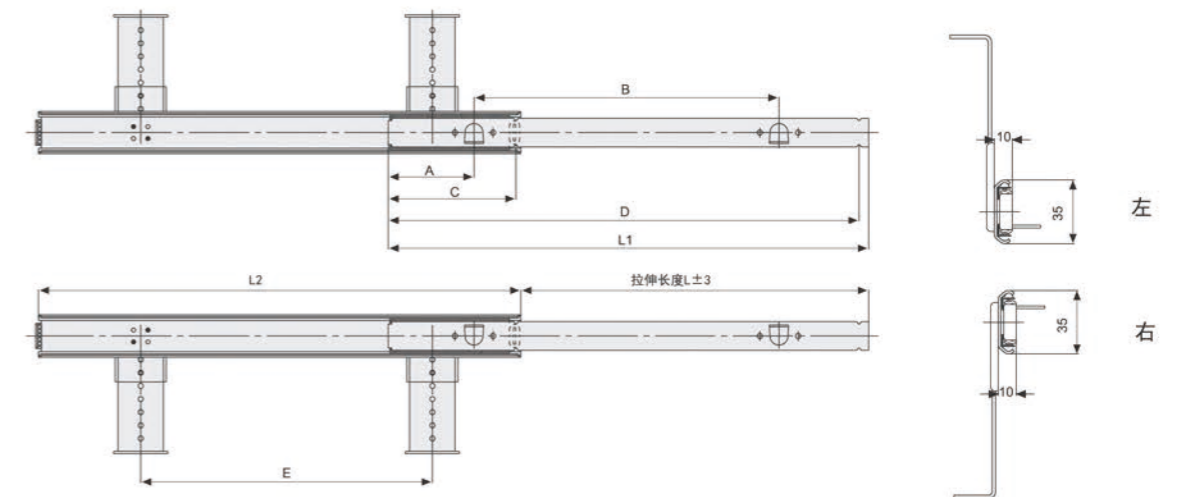
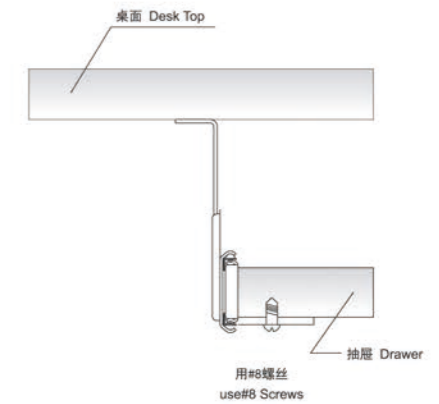
Slide No.	Slide Length	A mm	B mm	C mm	D mm	E mm	F mm	G mm	H mm	I mm	L mm
SH3510B6-300	303.5	17	9.5	25.5	54	54	50.9	93.5	10	24.1	303.5
SH3510B6-350	353	17	9.5	25.5	54	54	79	93.4	10	20.6	353
SH3510B6-400	403	17	9.5	25.5	54	54	129	93.4	10	20.6	403
SH3510B6-450	453	17	9.5	25.5	54	54	179	93.4	10	20.6	453
SH3510B6-500	503	17	9.5	25.5	54	54	229	93.4	10	20.6	503
SH3510B6-550	553	17	9.5	25.5	54	54	279	93.4	10	20.6	553
SH3510B6-600	600	46.5	9.5	25.5	97.5	97.5	128	65.4	10	20.6	600

SH3510C 键盘滚珠滑轨

SH3510C Ball Bearing Keyboard Slide




- 应用: 电脑键盘滑轨, 中央抽屉或安装在某些板面桌下
- 特点: 正面拉出和拉入定位, 向内和向外安装支架均可, 前缘光滑不会伤手, 隐藏式珠架保持动作时清洁
- 载重: 25kg(18")
- 材质: 冷轧钢板
- 表面处理: 电泳、电镀
- 材料厚度(内、外)轨: 1.5x1.5mm
- Applications: Computer keyboard drawer. Center drawer or for mounting under any surface
- Features: Positive hold-out and hold-in detent. Both inboard and outboard mounting brackets for selection. Slippery front edge won't hurt the user's things. Hide ball bearing groove kept clearly when work.
- Dynamic load capacity: 25kg(18")
- Material: Work hardened cold rolled steel
- Finish: Electrophoresis、Plating
- Thickness of material (I/O) part: 1.5x1.5mm



Slide No.	Slide Length	A mm	B mm	C mm	D mm	E mm	L1 mm	L2 mm	L mm
SH3510C-300	305	66	160	96	293	192	301	305	203
SH3510C-350	355	84	192	96	343	224	351	355	253
SH3510C-400	406	135	192	107	394	224	402	406	303
SH3510C-450	458	154	224	120	445	224	453	457	353

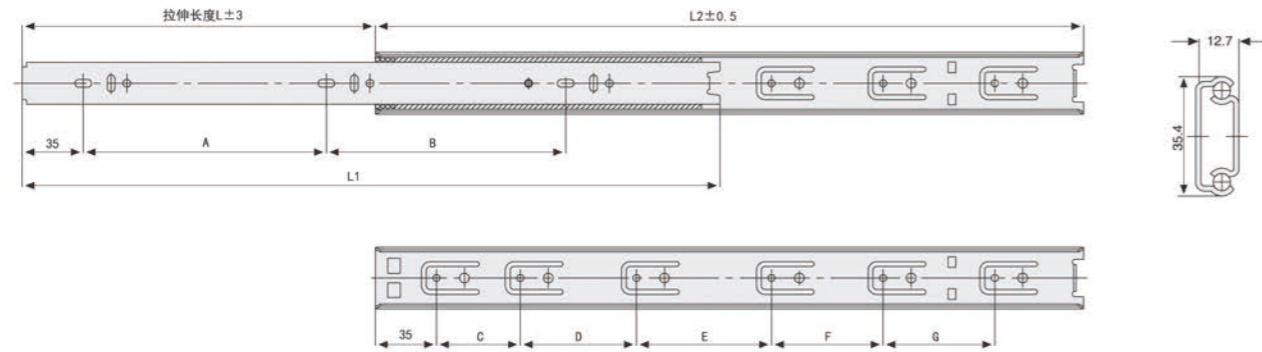
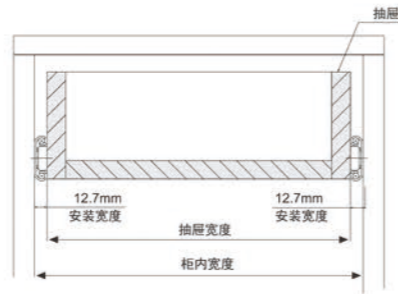
SH3512 二节滚珠滑轨

SH3512 Single Extension Ball Bearing Slide



- 可拆二节轻型钢珠滑轨
- 滑轨宽度: 35.4mm
- 载重: 25kg(18")
- 表面处理: 电泳、电镀
- 材质: 冷轧钢板
- 材料厚度(内、外)轨: 1.5x1.5mm
- Single extension, demountable
- Slide Width: 35.4mm
- Dynamic load capacity: 25kg(18")
- Finish: Electrophoresis, Plating
- Material: Work hardened cold rolled steel
- Thickness of material(I/O)part: 1.5x1.5mm


SH3512 安装尺寸 Installation Size



Slide No.	Slide Length	A mm	B mm	C mm	D mm	E mm	F mm	G mm	L1 mm	L2 mm	L mm
SH3512-250	250	96	99	64	96				252	255	176
SH3512-300	300	96	137	64	160				302	305	226
SH3512-350	350	128	128	64	192				352	355	257
SH3512-400	400	160	160	64	128	96			403	406	297
SH3512-450	450	160	192	64	160	128			454	457	329
SH3512-500	500	192	224	64	160	96	96		505	508	393
SH3512-550	550	224	224	64	160	128			556	559	425
SH3512-600	600	224	256	64	128	128	96	96	607	610	457

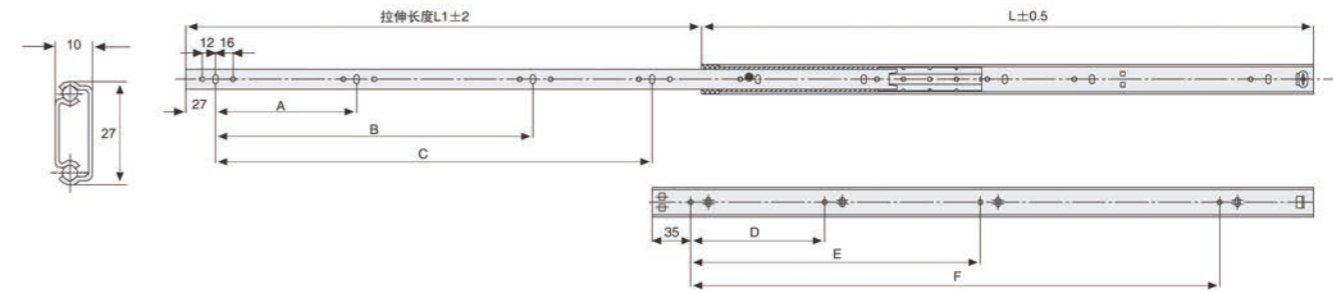
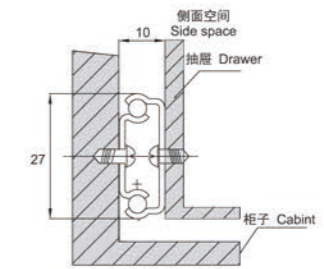
SH2710A 二节滚珠滑轨

SH2710A Single Extension Ball Bearing Slide



- 二节滚珠滑轨
- 特点: 当凹槽完全使用的时候, 侧面显示是完全可以避免的. 可两头拉
- 载重: 15kg(18")
- 材质: 冷轧钢板、镀锌板
- 材料厚度(内、外)轨: 1.2x1.2mm
- Single extension ball bearing slide
- Bedroom, dining room and kitchen cabinets.
- Features: Lateral play is virtually eliminated when the groove mounting method is employed. two way travel
- Dynamic load capacity: 15kg(18")
- Material: Work hardened cold rolled steel, Galvanized steel
- Thickness of material(I/O)part: 1.2x1.2mm

SH2710A 安装尺寸 Installation Size



Slide No.	Slide Length	A mm	B mm	C mm	D mm	E mm	F mm	L1 mm	L mm
SH2710A-200	200	64		142	64			115	200
SH2710A-250	250	64		192	64	160		155	250
SH2710A-300	300	96		224	128	224		197	300
SH2710A-350	350	100		285.5	128	224		230	350
SH2710A-400	400	146		338	224	320		281	400
SH2710A-450	450	164		388	256	352		315	450
SH2710A-500	500	192	288	434	128	288	384	353	500
SH2710A-550	550	192	320	484	160	288	434	395	550
SH2710A-600	600	192	356	520	224	384	480	433	600

SH2715 二节自锁滚珠滑轨

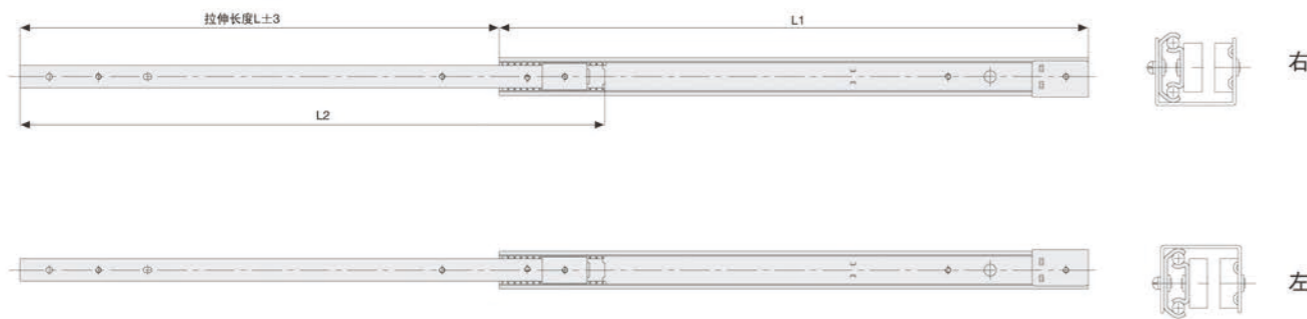
SH2715 Single Extension Ball Bearing Slide

SH1710C 二节滚珠滑轨


SH1710C Single Extension Ball Bearing Slide



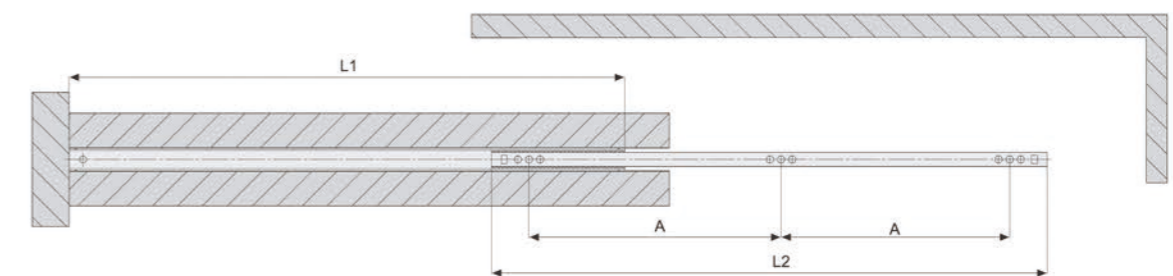
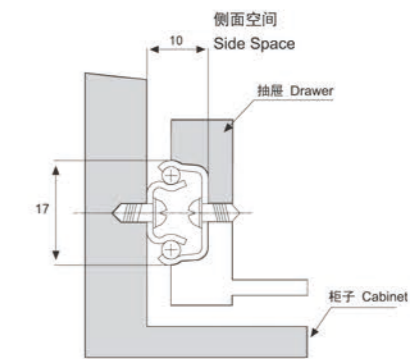
- 二节自锁滚珠滑轨
- 滑轨宽度: 27mm
- 载重: 25kg(18")
- 表面处理: 电泳、电镀
- 材质: 冷轧钢板
- 材料厚度(内、外)轨: 1.5x1.5mm
- Single extension ball bearing slide
- Slide Width: 27mm
- Dynamic load capacity: 25kg(18")
- Finish: Electrophoresis、Plating
- Material: Work hardened cold rolled steel
- Thickness of material(I/O)part: 1.5x1.5mm



Slide No.	L mm	L1 mm	L2 mm
SH2715-420	341.7	420	417



- 二节滚珠滑轨
- 特点: 当凹槽安装完全使用的时候, 侧面显示是完全可以避免的, SH1710C 安装尺寸 (Installation size)
- 双向抽拉
- 载重: 10kg(18")
- 材质: 冷轧钢板、镀锌板
- 材料厚度(内、外)轨: 1.0x1.0mm
1708二节滑轨(内、外) 0.8x0.8mm
- Single Extension Ball Bearing Slide
Pencil drawers. Pull out trays. Bedroom, dining room and kitchen cabinets.
- Features: Lateral play is virtually eliminated when the groove mounting method is employed. Two way travel.
- Dynamic load capacity: 10kg(18")
- Material: Work hardened cold rolled steel, Galvanized steel
- Thickness of material(I/O)part: 1.0x1.0mm (1708 0.8x0.8mm)



Slide No.	Slide Length	L1 mm	L2 mm	A mm
SH1710C-182	182	182	182	64
SH1710C-214	214	214	214	80
SH1710C-246	246	246	246	96
SH1710C-278	278	278	278	112
SH1710C-310	310	310	310	128
SH1710C-342	342	342	342	144
SH1710C-374	374	374	374	160
SH1710C-438	438	438	438	192



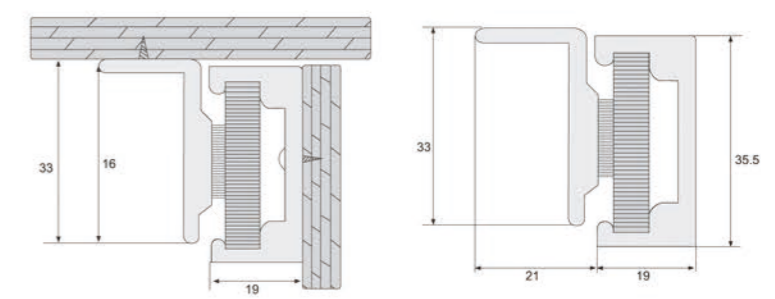
SH-A01 铝合金餐台滑轨

SH-A01 Aluminum Alloy Table Slide



翻板配件 Accessories

- 铝合金餐台滑轨
- 规格: 650mm-2000mm
- 载重: 50kg(26")
- 材料: 铝合金
- 颜色: 银白色
- 包装: 6套/箱(不含螺丝)
- Aluminum alloy table slide
- Size: 650mm-2000mm
- Dynamic load capacity: 50kg(26")
- Material: Aluminium alloy
- Color: Silver white
- Package: 6 sets/carton(without screw)



适用木质、玻璃拉合餐台
The application of wood and glass table



餐台滑轨
Table slide series

SH-A02 餐台自动升降架及铝配轨

SH-A02 Automatic Lifting & Falling Slide



- 餐台自动升降架及铝配轨
 - 规格: 650mm-2200mm
 - 载重: 50kg(26")
 - 材料: 铝合金
 - 颜色: 银白色
 - 包装: 6套/箱(不含螺丝)
- Automatic lifting & falling slide
 - Size: 650mm-2200mm
 - Dynamic load capacity: 50kg(26")
 - Material: Aluminium alloy
 - Color: Silver white
 - Package: 6 sets/carton(without screw)


适用木质、玻璃拉合餐台

The application of wood and glass table



SH-A04 自动升降架及铝配轨

SH-A04 Automatic Lifting & Falling Slide



- 自动升降架及铝配轨
 - 规格: 700mm-1600mm
 - 载重: 50kg(30")
 - 材料: 1.5mm冷板
 - 表面处理: 电泳、电镀锌层
 - 颜色: 黑色、白色
 - 包装: 6套/箱(不含螺丝)
- Automatic lifting & falling slide
 - Size: 700mm-1600mm
 - Dynamic load capacity: 50kg(30")
 - Material: 1.5mm cold board
 - Finish: Electrophoresis, clear zinc plated
 - Color: Black, white
 - Package: 6 sets/carton(without screw)

适用木质、玻璃拉合餐台

The application of wood and glass table



SH-A04B 自动升降架及铝配轨

SH-A04B Automatic Lifting & Falling Slide



- 升降架及铝配轨
- 规格: 750mmx1200mm-1500mm
- 载重: 50kg(32")
- 材料: 1.5mm冷板
- 表面处理: 喷漆
- 颜色: 银色
- 包装: 1套/箱(不含螺丝)

- Automatic lifting & falling table frame
- Size: 750mmx1200mm-1500mm
- Dynamic load capacity: 50kg(32")
- Material: 1.5mm cold board
- Finish: Paint
- Color: Silver white
- Package: 1 sets/carton(without screw)


适用木质、玻璃拉合餐台

The application of wood and glass table



SH-A05/A25/A26 重型餐台走珠滑轨


SH-A05/A25/A26 Heavey-Duty Ball Bearing Table Slide



SH-A05 重型餐台走珠滑轨
Heavey-Duty Ball Bearing Table Slide

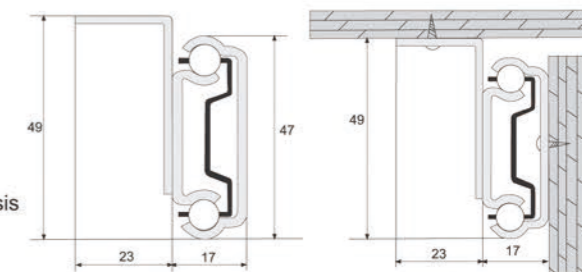


SH-A25 重型餐台走珠滑轨
Heavey-Duty Ball Bearing Table Slide



SH-A26 重型餐台走珠滑轨(配铝副轨)
Heavey-Duty Ball Bearing Table Slide(alu-wing)

- 重型餐台走珠滑轨
- 规格: 800-2000mm
- 载重: 120kg(36")
- 材料: 2mm冷板
- 表面处理: 电镀锌层、电泳
- 颜色: 白色、黑色
- 包装: 4套/箱(不含螺丝)
- Heavey-duty ball bearing table slide
- Size: 800-2000mm
- Dynamic load capacity: 120kg(36")
- Material: 2mm cold board
- Finish: Clear zinc plated、Electrophoresis
- Color: White、Black
- Package: 4 sets/carton(without screw)



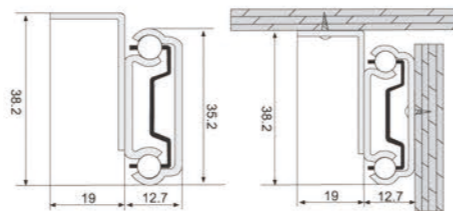
SH-A06/A28 轻型餐台走珠滑轨

SH-A06/A28 Ball Bearing Table Slide



SH-A06 轻型餐台走珠滑轨
Ball Bearing Table Slide

- 轻型餐台走珠滑轨
- 规格: 600-1500mm
- 载重: 50kg(36")
- 材料: 1.5mm冷板
- 表面处理: 电镀锌层、电泳
- 颜色: 白色、黑色
- 包装: 10套/箱(不含螺丝)
- Ball bearing table slide
- Size: 600mm-1500mm
- Dynamic load capacity: 50kg(36")
- Material: 1.5mm cold board
- Finish: Clear zinc plated, Electrophoresis
- Color: White, Black
- Package: 10 sets/carton(without screw)




SH-A28 轻型餐台走珠滑轨
Ball Bearing Table Slide

- 轻型餐台走珠滑轨
- 规格: 550mm-800mm
- 载重: 50kg(30")
- 材料: 1.3mm冷板
- 表面处理: 电泳
- 颜色: 黑色
- 包装: 10套/箱(不含螺丝)
- Ball bearing table slide
- Size: 550mm-800mm
- Dynamic load capacity: 50Kg(30")
- Material: 1.3mm Cold Board
- Finish: Electrophoresis
- Color: Black
- Package: 10 Sets/Cartron(Without Screw)


SH-A07/A27 折叠台滑轨

SH-A07/A27 Slide for Folding Table



SH-A07 轻型折叠台滑轨
Light-duty slide for folding table

- 折叠台滑轨
- 规格: 500mm-1300mm
- 载重: 50kg(30")
- 材料: 1.5冷板
- 表面处理: 电镀锌层
- 颜色: 白色、黑色
- 包装: 10套/箱(不含螺丝)
- Slide for folding table
- Size: 500mm-1300mm
- Dynamic load capacity: 50kg(30")
- Material: 1.5 Cold board
- Finish: Clear zinc plated
- Color: White, Black
- Package: 10 sets/carton(without screw)



SH-A07 重型折叠台滑轨
Heavy duty slide for folding table



SH-A27 重型折叠台滑轨
Heavy duty slide for folding table

- 折叠台滑轨
- 规格: 500mm-1300mm
- 载重: 100kg(30")
- 材料: 2.0冷板
- 表面处理: 电镀锌层
- 颜色: 白色、黑色
- 包装: 4套/箱(不含螺丝)
- Slide for folding table
- Size: 500mm-1300mm
- Dynamic load capacity: 100kg(30")
- Material: 2.0 Cold board
- Finish: Clear zinc plated
- Color: White, Black
- Package: 4 sets/carton(without screw)

SH-A08/A09 重型单边升降轨

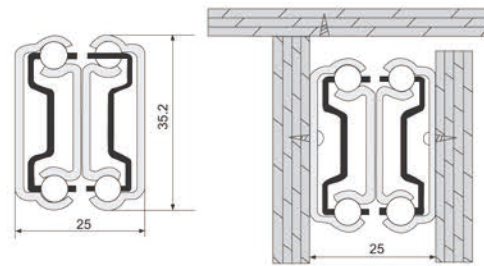
SH-A08/A09 Heavey-duty Side Lifting Falling Slide



SH-A08 餐台双叠滑轨
Double table slide


- 餐台双叠滑轨
- 规格: 300-1000mm
- 载重: 50kg(18")
- 材料: 1.5mm冷板
- 表面处理: 电镀锌层
- 颜色: 白色、黑色
- 包装: 10套/箱(不含螺丝)

- Double table slide
- Size: 300-1000mm
- Dynamic load capacity: 50kg(18")
- Material: 1.5mm cold board
- Finish: Clear zinc plated
- Color: White、Black
- Package: 10 sets/carton(without screw)



SH-A11/A14 超重形双向铁走珠滑轨


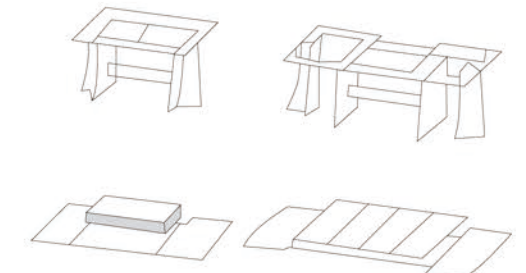
SH-A11/A14 Heavey-duty Two Sides Ball Bearing Slide



SH-A11 超重形双向走珠滑轨
Heavey-duty two sides ball bearing slide

- 超重形双向走珠滑轨
- 规格: 800-1500mm
- 载重: 150kg(30")
- 材料: 2mm冷板
- 表面处理: 电镀锌层、电泳
- 颜色: 白色、黑色
- 包装: 1套/箱(不含螺丝)

- Heavey-duty two sides ball bearing slide
- Size: 800-1500mm
- Dynamic load capacity: 150kg(30")
- Material: 2mm cold board
- Finish: Clear zinc plated、Electrophoresis
- Color: White、Black
- Package: 1 sets/carton(without screw)



SH-A09 重型单边升降轨
Heavey-duty single side lifting falling slide

- 重型单边升降轨
- 规格: 480mm
- 载重: 45kg
- 材料: 2mm冷板
- 表面处理: 电镀锌层、电泳
- 颜色: 白色、黑色
- 包装: 3套/箱(不含螺丝)


- Heavey-duty single lifting falling slide
- Size: 480mm
- Dynamic load capacity: 45kg
- Material: 2mm cold board
- Finish: Clear zinc plated、Electrophoresis
- Color: White、Black
- Package: 3 sets/carton(without screw)



SH-A14 重形多折走珠滑轨
heavey-duty multifolding table slides


- 重形多折走珠滑轨
- 规格: 850mm
- 载重: 120kg
- 材料: 2mm冷板
- 表面处理: 电镀锌层、电泳
- 颜色: 白色、黑色
- 包装: 1套/箱(不含螺丝)

- Heavey-duty multifolding table slides
- Size: 850mm
- Dynamic load capacity: 120kg
- Material: 2mm cold board
- Finish: Clear zinc plated、Electrophoresis
- Color: White、Black
- Package: 1 sets/carton(without screw)




SH-A12 多折铝 / 铁滑轨

SH-A12 Multifolding Aluminium/steel table slide



SH-A12 多折铝滑轨
Multifolding Aluminum table slide

- 多折铝滑轨
 - 规格: 300-500mm
 - 宽度: 51mm
 - 载重: 50kg(18")
 - 材料: 铝合金
 - 颜色: 银白色
 - 包装: 1套/箱(不含螺丝)
- Multifolding aluminium table slide
 - Size: 300-500mm
 - Width: 51mm
 - Dynamic load capacity: 50kg(18")
 - Material: Aluminum alloy
 - Color: Silver white
 - Package: 1sets/carton(without screw)



SH-A12 多折铁滑轨
Multifolding steel table slide

- 多折铁滑轨
 - 规格: 300-500mm
 - 宽度: 51mm
 - 载重: 100kg
 - 材料: 2mm冷板
 - 颜色: 白色
 - 包装: 1套/箱(不含螺丝)
- Multifolding steel table slide
 - Size: 300-500mm
 - Width: 51mm
 - Dynamic load capacity: 100kg
 - Material: 2.0mm steel
 - Color: White
 - Package: 1sets/carton(without screw)



SH-A13 1 / 2双层滑轨

AH-A13 1/2 Double deck table slides



- 1/2双层滑轨
 - 规格: 900mm-1200mm
 - 材料: 铝合金+塑胶
 - 载重: 45kg(36")
 - 颜色: 白色
 - 包装: 5副/箱
- 1/2double deck table slides
 - Size: 900mm-1200mm
 - Material: Aluminium alloy+Plastic
 - Dynamic load capacity: 45kg(36")
 - Color: White
 - Package: 5 sets/carton

适用木质、玻璃拉合餐台
The application of wood and glass table



SH-A18 铝合金餐台滑轨

SH-A18 Access of functional table



- 铝合金餐台滑轨
 - 载重: 100kg
 - 材料: 铝合金
 - 颜色: 银白色
 - 包装: 1副/箱(不含螺丝)
- Access of functional table
 - Dynamic load capacity: 100kg
 - Material: Aluminium alloy
 - Color: Silver white
 - Package: 1 sets/carton(without screw)



SH-A19 铝合金餐台滑轨

SH-A19 Access Of Functiona Table




- 铝合金双边升降轨
 - 规格: 900mm
 - 载重: 45kg
 - 颜色: 白色
 - 包装: 2套/箱(不含螺丝)
- Aluminium alloy two sides lifting and falling table slide
 - Size: 900mm
 - Dynamic load capacity: 45kg
 - Color: White
 - Package: 2 sets/carton(without screw)



SH-A20 重型单边升降轨

SH-A20 Heavy-duty Single Side Lifting Falling Slide



- 重型单边升降轨
 - 规格: 620mm
 - 载重: 45kg
 - 材料: 2mm冷板
 - 表面处理: 镀锌、电泳
 - 颜色: 白色、黑色
 - 包装: 2套/箱(不含螺丝)
- Heavy-duty single side lifting falling slide
 - Size: 620mm
 - Dynamic load capacity: 45kg
 - Material: 2mm cold board
 - Finish: Clear zenc plated, Electrophoresis
 - Color: White, Black
 - Package: 2 sets/carton(without screw)



SH-A22/A23 铝合金餐台滑轨

SH-A22/A23 Access Of Functional Table



SH-A22 铝合金餐台滑轨
Access of functional table

- 铝合金餐台滑轨
 - 承重: 100kg
 - 材料: 铝合金
 - 颜色: 银白色
 - 包装: 1副/箱(不含螺丝)
- Access of functional table
 - Dynamic load capacity: 100kg
 - Material: Aluminium alloy
 - Color: Silver white
 - Package: 1 sets/carton(without screw)



SH-A23 1/2双层滑轨
1/2 Double deck table slides

- 1/2双层滑轨
- 规格: 900mm-1200mm
- 材料: 铝合金+塑胶
- 承重: 45kg
- 颜色: 白色
- 包装: 5副/箱
- 1/2 Double deck table slides
- Size: 900mm-1200mm
- Material: Aluminum alloy+plastic
- Dynamic load capacity: 45kg
- Color: Silver white
- Package: 5 sets/carton

适用木质、玻璃拉合餐台
The application of wood and glass table

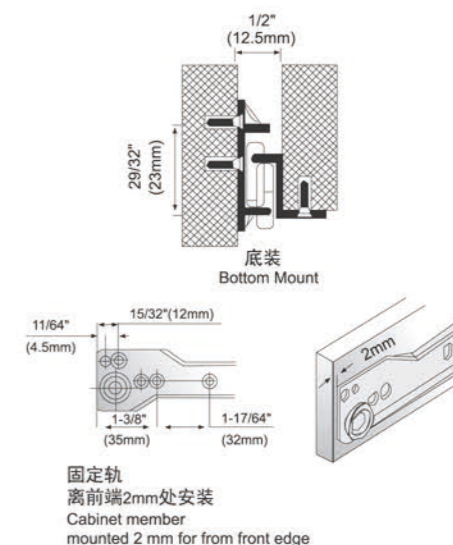


SH683 托底滑轨

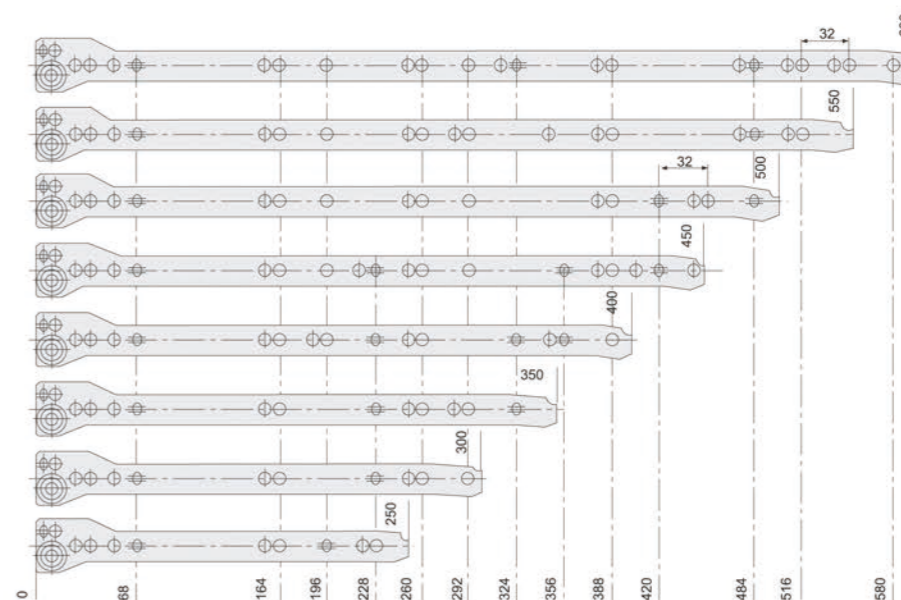
SH683 Bottom Mounted Drawer Slide (Self-closing)



- 颜色: 白色、杏色、啡色、黑色
 - 厚度: R683:1.0mm, R684:1.2mm
 - 载重: 25kg
 - 包装: U=20Sets N=25Sets
 - M=25Pcs/Side P=100Pcs/Side
- Epoxy coated in white, almond, brown, black.
 - Thickness: R683:1.0mm, R684:1.2mm
 - Dynamic load capacity: 25kg
 - Packaging : U=20Sets N=25Sets
 - M=25Pcs/Side P=100Pcs/Side



 SH-ABC SLIDE



托底滑轨

Bottom Mounted Drawer Slide (Self-closing)

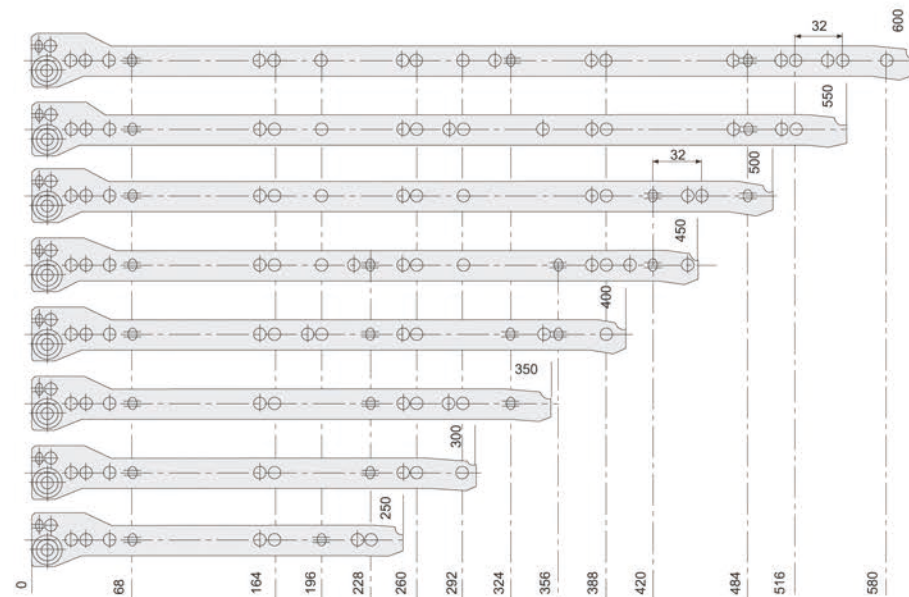
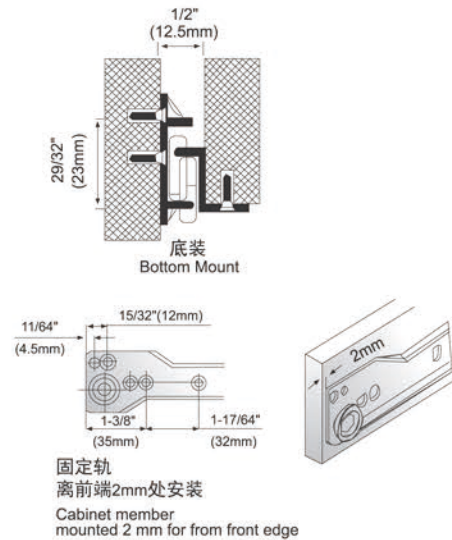
SH663 消声滑轨

SH663 Bottom Mounted Slide



- 橡胶圈令滑轨更消音及顺滑
- 颜色: 白色、杏色、啡色、黑色
- 厚度: R663: 1.0mm, R664: 1.2mm
- 载重: 25kg
- 包装: U=20Sets N=25Sets
- M=25Pcs/Side P=100Pcs/Side

- Rubber O-Ring seal makes rollers extra silent and smooth running.
- Epoxy coated in white, almond, brown, black.
- Thickness: R663: 1.0mm, R664: 1.2mm
- Dynamic load capacity: 25kg
- Packaging: U=20Sets N=25Sets
- M=25Pcs/Side P=100Pcs/Side



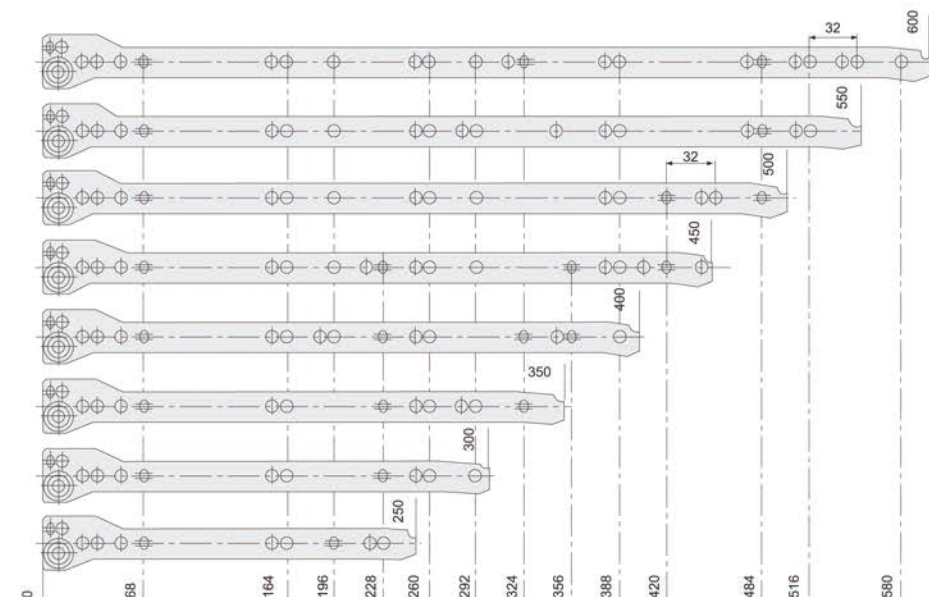
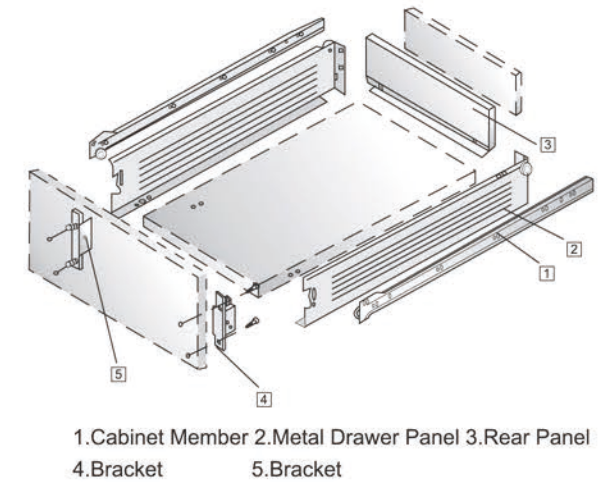
BM604 宽板滑轨

BM604 Metal Drawers slide



- 金属侧板+活动滑(左+右)使得快速安装及减低费用
- 前支架带2方位调节
- 颜色: 白色、杏色、啡色、黑色、灰色
- 厚度: 1.2mm
- H=86mm H=118mm H=150mm 高度可供选择

- Metal panels+Cabinet Profiles (Left+Right) make quick-fix and cost less.
- Front brackets are set for 2 way adjustment.
- Epoxy coated in white, almond, brown, black, grey.
- Thickness: 1.2mm available



SH601 消声滑轨

SH601 Bottom Mounted Slide

SH602B 消声滑轨

SH602B Metal Drawers



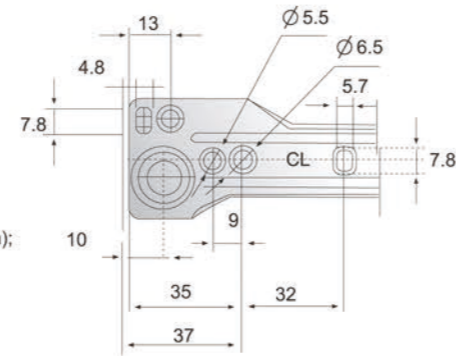
A

B

C

- 厚度: 0.9mm/1.0mm/1.1mm/1.2mm
- 载重: 15/20/25kg(18")
- 颜色: 白色、杏色、黑色、啡色 或按要求
- 包装: U=20Sets N=25Sets M=25Pcs/Side P=100Pcs/Side
- 轮子带环形消音圈(A); 白色轮(B)
- 绿色耐磨轮(C)

- Thickness : 0.9mm/1.0mm/1.1mm/1.2mm
- Dynamic load capacity : 15/20/25kg(18")
- Color : White, Almond, Black, Brown, Or as required.
- Packaging : U=20Sets N=25Sets M=25Pcs/Side P=100Pcs/Side
- Wheel Rollers : Rollers with ring noise reducer(a); white rollers(b);
- Rollers with green stripe noise reducer(c). Or as required.



A

B

C

- 厚度: 0.9mm/1.0mm/1.1mm/1.2mm
- 载重: 15/20/25kg(18")
- 颜色: 白色、杏色、黑色、啡色 或按要求
- 包装: U=20Sets N=25Sets M=25Pcs/Side P=100Pcs/Side
- 轮子带环形消音圈(A); 白色轮(B)
- 绿色耐磨轮(C)

- Thickness : 0.9mm/1.0mm/1.1mm/1.2mm
- Dynamic load capacity : 15/20/25kg(18")
- Color : White, Almond, Black, Brown, Or as required.
- Packaging : U=20Sets N=25Sets M=25Pcs/Side P=100Pcs/Side
- Wheel Rollers : Rollers with ring noise reducer(a); white rollers(b);
- Rollers with green stripe noise reducer(c). Or as required.

