



集成五金——家居铰链整体解决方案


Integrated hardware-hinges home total solution

星徽铰链有11大系列，超过100多种产品组合，几乎能满足您所有能想到的应用场合的需要，这就是我们针对客户需求所倡导的集成五金解决方案——有针对不同的开启角度、不同铰杯固定的铰链；有能够应用于各种框架门、大角度门、厚玻璃门以及特殊应用场合所需要的门的铰链。

Catalogue 索引



101-110
缓冲铰链系列
Soft-closing hinge Series



131-133
Ø35 铰链系列
Ø35 Hinge series



111-127
普通铰链系列
Common hinge Series



134-136
特殊角度铰链系列
Angle hinge series



128-130
玻璃铰链系列
Glass Hinge Series



137-142
美式铰链系列
Compact hinge series

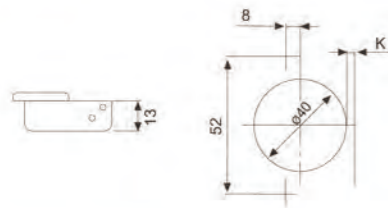
H40 缓冲铰链

H40 Soft-closing hinge



- 开启角度: 100度
- 铰杯厚度: 13毫米
- 铰杯直径: 40毫米
- 面板(K)尺寸: 3毫米-10毫米
- 材质: 铁镀镍
- 门可选用板厚: 20毫米-30毫米
- Opening angle: 100°
- Depth of hinge cup: 13mm
- Diameter of hinge cup: 40mm
- Drilling distances on the door(K): 3-10mm
- Material: cold-rolled steel, nickel plated
- Range of door thickness: 20-30mm

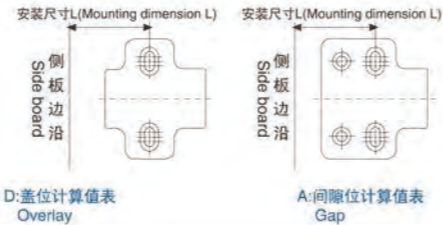
铰杯种类(Hinge cup types)



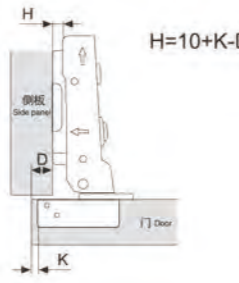
H40系列内置阻尼自动铰链功能图
H40 Installation Dimensions

可配底座(Plate):

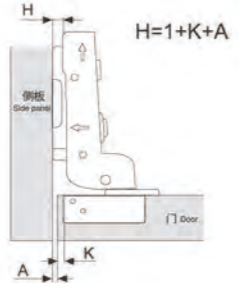
序号 No	名称 Item no.	H值 H Value	孔型/安装尺寸L Hole type/Mounting dimension	类型 type
1	F10	H=0	两孔 two holes/37mm	普通 Normal
2	F40/F42	H=0/2	四孔 four holes/37mm	普通 Normal
3				



D \ H \ K	3	4	5	6	7
0	22	23	24	25	26
2	20	21	22	23	24
4	18	19	20	21	22



D \ H \ K	3	4	5	6	7
0	13	14	15	16	17
2	11	12	13	14	15
4	9	10	11	12	13



A \ H \ K	3	4	5	6	7
0	-4	-5	-6	-7	-8
2	-2	-3	-4	-5	-6
4	0	-1	-2	-3	-4

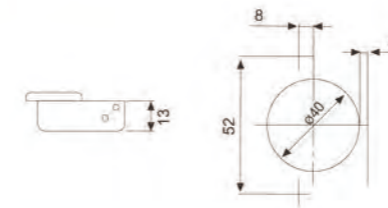
F40 缓冲快拆铰链

F40 Soft-closing clip-on hinge



- 开启角度: 100度
- 铰杯厚度: 13毫米
- 铰杯直径: 40毫米
- 面板(K)尺寸: 3毫米-10毫米
- 材质: 铁镀镍
- 门可选用板厚: 20毫米-30毫米
- Opening angle: 100°
- Depth of hinge cup: 13mm
- Diameter of hinge cup: 40mm
- Drilling distances on the door(K): 3-10mm
- Material: cold-rolled steel, nickel plated
- Range of door thickness: 20-30mm

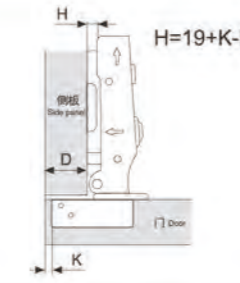
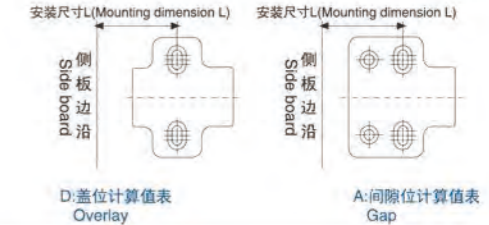
铰杯种类(Hinge cup types)



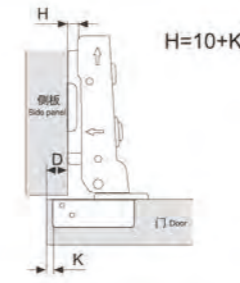
F40系列内置阻尼(卡式调节)自动铰链功能图
F40 Installation Dimensions

可配底座(Plate):

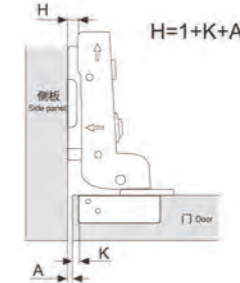
序号 No	名称 Item no.	H值 H Value	孔型/安装尺寸L Hole type/Mounting dimension	类型 type
1	T20/T22/T24	H=0/2/4	两孔 two holes/37mm	普通卡式 Clip on
2	T50/T52/T54	H=0/2/4	四孔 four holes/37mm	普通卡式 Clip on
3	F30/F32/F34	H=0/2/4	两孔 two holes/37mm	移动卡式 Adjustable



D \ H \ K	3	4	5	6	7
0	22	23	24	25	26
2	20	21	22	23	24
4	18	19	20	21	22



D \ H \ K	3	4	5	6	7
0	13	14	15	16	17
2	11	12	13	14	15
4	9	10	11	12	13



A \ H \ K	3	4	5	6	7
0	-4	-5	-6	-7	-8
2	-2	-3	-4	-5	-6
4	0	-1	-2	-3	-4

铰链系列

Hinge series

Q40 缓冲快拆铰链

Q40 Soft-closing clip-on hinge



- 开启角度: 100度
- 铰杯厚度: 13毫米
- 铰杯直径: 40毫米
- 面板(K)尺寸: 3毫米-10毫米
- 材质: 铁镀镍
- 门可选用板厚: 20毫米-30毫米
- Opening angle: 100°
- Depth of hinge cup: 13mm
- Diameter of hinge cup: 40mm
- Drilling distances on the door(K): 3-10mm
- Material: cold-rolled steel, nickel plated
- Range of door thickness: 20-30mm

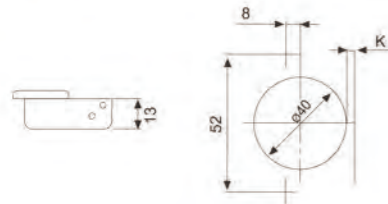
F05 缓冲铰链

F05 Soft-closing hinge



- 开启角度: 105度
- 铰杯厚度: 11.6毫米
- 铰杯直径: 35毫米
- 面板(K)尺寸: 3毫米-7毫米
- 材质: 铁镀镍、不锈钢
- 门可选用板厚: 14毫米-20毫米
- Opening angle: 105°
- Depth of hinge cup: 11.6mm
- Diameter of hinge cup: 35mm
- Drilling distances on the door(K): 3-7mm
- Material: cold-rolled steel, nickel plated or stainless steel
- Range of door thickness: 14-20mm

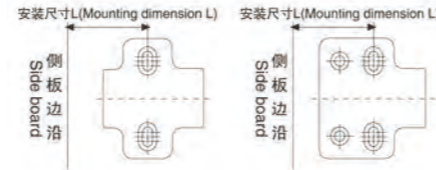
铰杯种类(Hinge cup types)



Q40系列内置阻尼(卡式调节)自动铰链功能图
Q40 Installation Dimensions

可配底座(Plate):

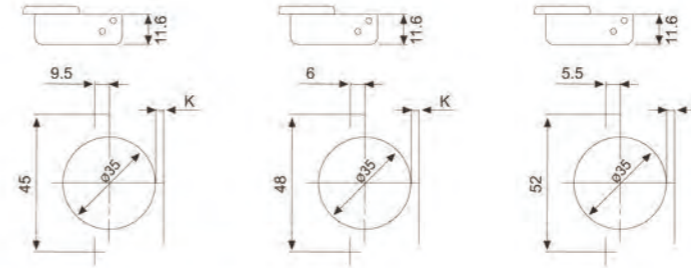
序号 No	名称 Item no.	H值 H Value	孔型/安装尺寸L Hole type/Mounting dimension	类型 type
1	F20/F22/F24	H=0/2/4	两孔two holes/37mm	普通卡式Clip on
2	F50/F52/F54	H=0/2/4	四孔four holes/37mm	普通卡式Clip on
3	G30/G32/G34	H=0/2/4	两孔two holes/37mm	移动卡式Adjustable



D:盖位计算值表
Overlay

A:间隙位计算值表
Gap

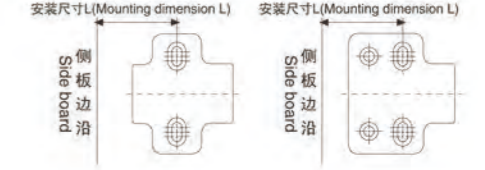
铰杯种类(Hinge cup types)



F05系列内置阻尼自动铰链功能图
F05 Installation Dimensions

可配底座(Plate):

序号 No	名称 Item no.	H值 H Value	孔型/安装尺寸L Hole type/Mounting dimension	类型 type
1	F10	H=0	两孔two holes/37mm	普通 Normal
2	F40/F42	H=0/2	四孔four holes/37mm	普通 Normal
3				



D:盖位计算值表
Overlay

A:间隙位计算值表
Gap



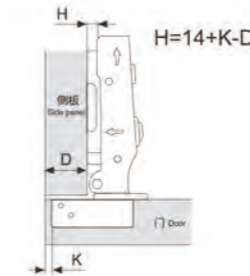
Q40A



D	K	3	4	5	6	7
0		22	23	24	25	26
2		20	21	22	23	24
4		18	19	20	21	22



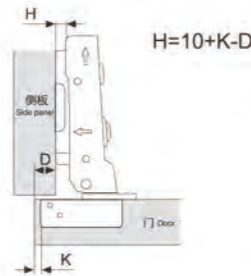
F05A



D	K	3	4	5	6	7
0		17	18	19	20	21
2		15	16	17	18	19
4		13	14	15	16	17



Q40B



D	K	3	4	5	6	7
0		13	14	15	16	17
2		11	12	13	14	15
4		9	10	11	12	13



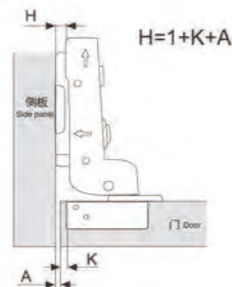
F05B



D	K	3	4	5	6	7
0		8	9	10	11	12
2		6	7	8	9	10
4		4	5	6	7	8



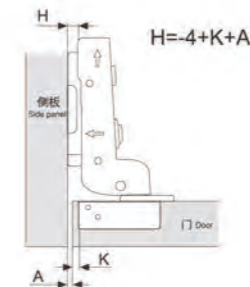
Q40C



A	K	3	4	5	6	7
0		-4	-5	-6	-7	-8
2		-2	-3	-4	-5	-6
4		0	-1	-2	-3	-4



F05C



A	K	3	4	5	6	7
0		1	0	-1	-2	-3
2		3	2	1	0	-1
4		5	4	3	2	1

铰链系列

Hinge series

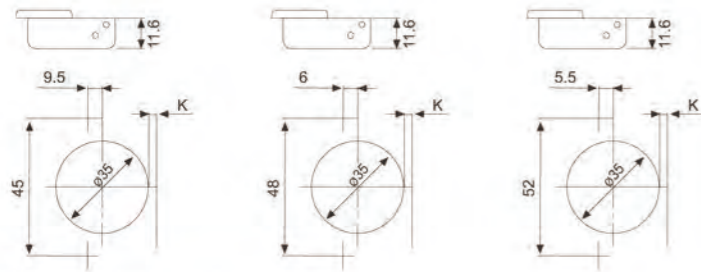
F06 缓冲快拆铰链

F06 Soft-closing clip-on hinge



- 开启角度: 105度
- 铰杯厚度: 11.6毫米
- 铰杯直径: 35毫米
- 面板(K)尺寸: 3毫米-7毫米
- 材质: 铁镀锌、不锈钢
- 门可选用板厚: 14毫米-20毫米
- Opening angle: 105°
- Depth of hinge cup: 11.6mm
- Diameter of hinge cup: 35mm
- Drilling distances on the door(K): 3-7mm
- Material: cold-rolled steel, nickel plated or stainless steel
- Range of door thickness: 14-20mm

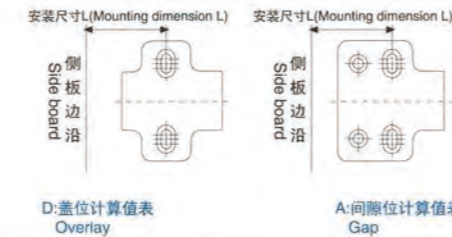
铰杯种类(Hinge cup types)



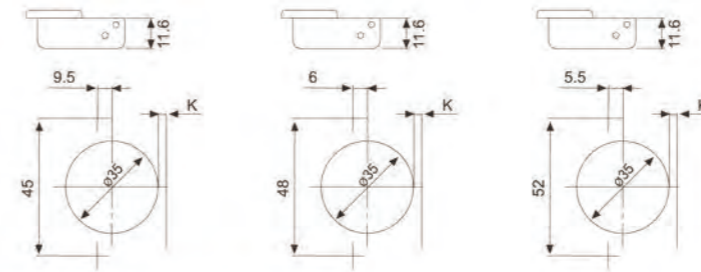
F06系列内置阻尼(卡式调节)自关铰链功能图
F06 Installation Dimensions

可配底座(Plate):

序号 No	名称 Item no.	H值 H Value	孔型/安装尺寸L Hole type/Mounting dimension	类型 type
1	T20/T22/T24	H=0/2/4	两孔two holes/37mm	普通卡式Clip on
2	T50/T52/T54	H=0/2/4	四孔four holes/37mm	普通卡式Clip on
3	F30/F32/F34	H=0/2/4	两孔two holes/37mm	移动卡式Adjustable



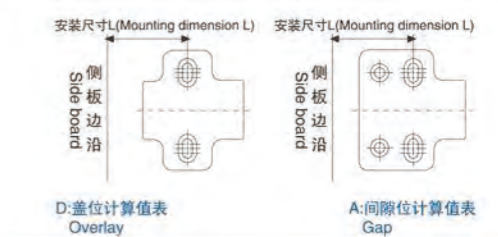
铰杯种类(Hinge cup types)



F07系列内置阻尼(卡式调节)自关铰链功能图
F07 Installation Dimensions

可配底座(Plate):

序号 No	名称 Item no.	H值 H Value	孔型/安装尺寸L Hole type/Mounting dimension	类型 type
1	F20/F22/F24	H=0/2/4	两孔two holes/37mm	普通卡式Clip on
2	F50/F52/F54	H=0/2/4	四孔four holes/37mm	普通卡式Clip on
3	G30/G32/G34	H=0/2/4	两孔two holes/37mm	移动卡式Adjustable

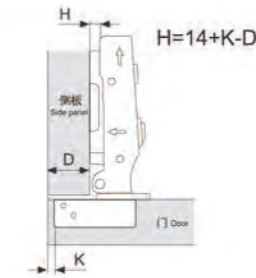


F06A



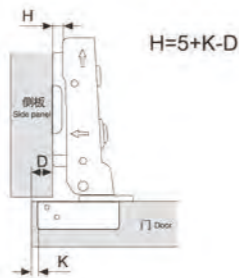
D	K	3	4	5	6	7
H	0	17	18	19	20	21
	2	15	16	17	18	19
	4	13	14	15	16	17

F07A



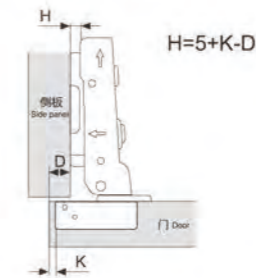
D	K	3	4	5	6	7
H	0	17	18	19	20	21
	2	15	16	17	18	19
	4	13	14	15	16	17

F06B



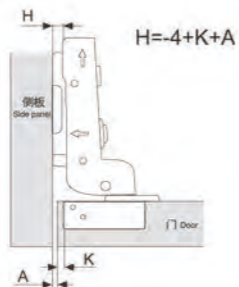
D	K	3	4	5	6	7
H	0	8	9	10	11	12
	2	6	7	8	9	10
	4	4	5	6	7	8

F07B



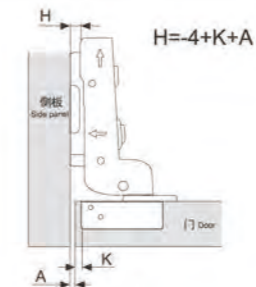
D	K	3	4	5	6	7
H	0	8	9	10	11	12
	2	6	7	8	9	10
	4	4	5	6	7	8

F06C



A	K	3	4	5	6	7
H	0	1	0	-1	-2	-3
	2	3	2	1	0	-1
	4	5	4	3	2	1

F07C



A	K	3	4	5	6	7
H	0	1	0	-1	-2	-3
	2	3	2	1	0	-1
	4	5	4	3	2	1

G06 缓冲玻璃铰链

G06 Soft-closing glass hinge



- 开启角度: 105度
- 铰杯厚度: 11毫米
- 铰杯直径: 35毫米
- 面板(K)尺寸: 3毫米-7毫米
- 玻璃门可选用玻璃厚: 4毫米-6毫米

- Opening angle: 105°
- Depth of hinge cup: 11mm
- Diameter of hinge cup: 35mm
- Drilling distances on the door(K): 3-7mm
- Range of glass door thickness: 4-6mm

LF06 铝框缓冲快拆铰链

LF06 Soft-closing Aluminum Frame Hinge




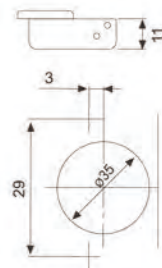
- 开启角度: 105度
- 铝框铰杯可选尺寸: 28毫米
- 铝型材可选用V宽度: 19毫米-22毫米
- 材质: 铁镀镍、不锈钢

- Opening angle: 105°
- Drilling dimension on aluminium frame hinge head: 28mm
- Range of width of aluminium frame(V): 19-22mm
- Material: cold-rolled steel, nickel plated or stainless steel

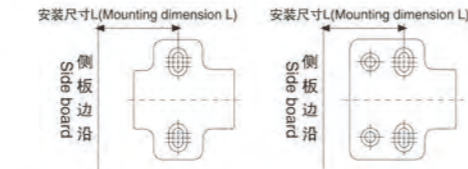
铰杯种类(Hinge cup types)

可配装饰盖(Decorative cover):

可配底座(Plate):



序号 No	名称 Item no.	H值 H Value	孔型/安装尺寸L Hole type/Mounting dimension	类型 type
1	T20/T22/T24	H=0/2/4	两孔two holes/37mm	普通卡式Clip on
2	T50/T52/T54	H=0/2/4	四孔four holes/37mm	普通卡式Clip on
3	F30/F32/F34	H=0/2/4	两孔two holes/37mm	移动卡式Adjustable



D:盖位计算值表 Overlay

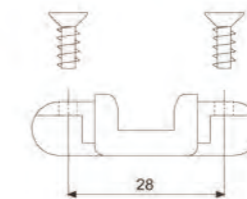
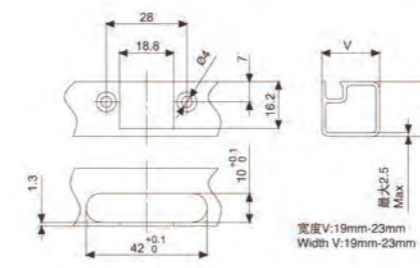
A:间隙位计算值表 Gap

G06系列内置阻尼(卡式调节)玻璃铰链功能图 G06 Installation Dimensions

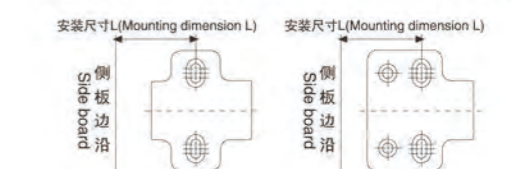
铝型材钻孔尺寸(Drilling size on aluminium frame)

铰杯种类(Hinge cup types)

可配底座(Plate):



序号 No	名称 Item no.	H值 H Value	孔型/安装尺寸L Hole type/Mounting dimension	类型 type
1	T20/T22/T24	H=0/2/4	两孔two holes/37mm	普通卡式Clip on
2	T50/T52/T54	H=0/2/4	四孔four holes/37mm	普通卡式Clip on
3	F30/F32/F34	H=0/2/4	两孔two holes/37mm	移动卡式Adjustable

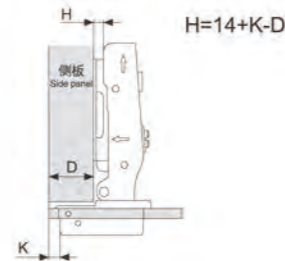


D:盖位计算值表 Overlay

A:间隙位计算值表 Gap

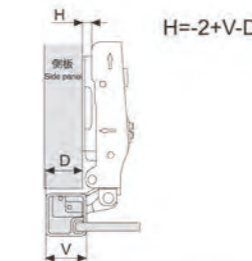
LF06系列内置阻尼铝框架铰链功能图 LF06 Installation Dimensions

G06A



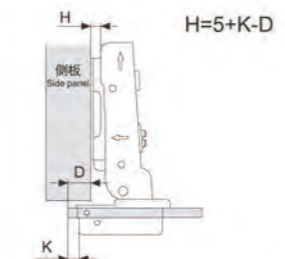
D	H	K	3	4	5	6	7
0	17	18	19	20	21		
2	15	16	17	18	19		
4	13	14	15	16	17		

LF06A



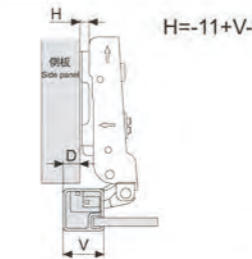
D	H	V	19	20	21	22	23
0	17	18	19	20	21		
2	15	16	17	18	19		
4	13	14	15	16	17		

G06B



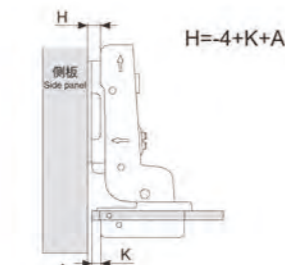
D	H	K	3	4	5	6	7
0	8	9	10	11	12		
2	6	7	8	9	10		
4	4	5	6	7	8		

LF06B



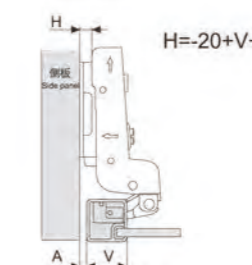
D	H	V	19	20	21	22	23
0	8	9	10	11	12		
2	6	7	8	9	10		
4	4	5	6	7	8		

G06C



A	H	K	3	4	5	6	7
0	1	0	-1	-2	-3		
2	3	2	1	0	-1		
4	5	4	3	2	1		

LF06C



A	H	V	19	20	21	22	23
0	1	0	-1	-2	-3		
2	3	2	1	0	-1		
4	5	4	3	2	1		

铰链系列

Hinge series

LF05 铝框缓冲铰链

LF05 Soft-closing Alumium Frame Hinge



- 开启角度: 105度
- 铝框铰杯可选尺寸: 28毫米
- 铝型材可选用V宽度: 19毫米-22毫米
- 材质: 铁镀镍、不锈钢
- Opening angle: 105°
- Drilling dimension on aluminium frame hinge head: 28mm
- Range of width of aluminum frame(V): 19-22mm
- Material: cold-rolled steel, nickel plated or stainless steel

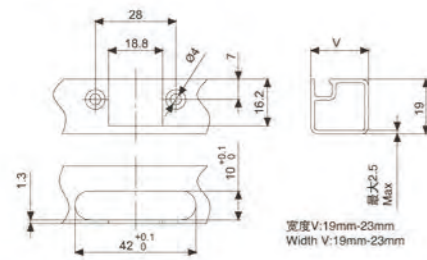
LF07 铝框缓冲快拆铰链

LF07 Soft-closing Alumium Frame Hinge

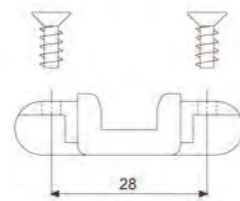


- 开启角度: 105度
- 铝框铰杯可选尺寸: 28毫米
- 铝型材可选用V宽度: 19毫米-22毫米
- 材质: 铁镀镍、不锈钢
- Opening angle: 105°
- Drilling dimension on aluminium frame hinge head: 28mm
- Range of width of aluminum frame(V): 19-22mm
- Material: cold-rolled steel, nickel plated or stainless steel

铝型材钻孔尺寸(Drilling size on aluminium frame)

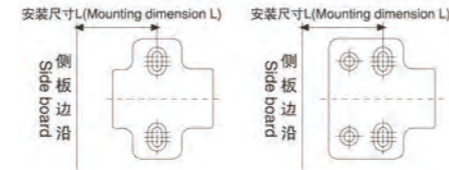


铰杯种类(Hinge cup types)



可配底座(Plate):

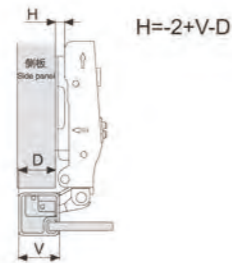
序号 No	名称 Item no.	H值 H Value	孔型/安装尺寸L Hole type/Mounting dimension	类型 type
1	F10	H=0	两孔two holes/37mm	普通Normal
2	F40/F42	H=0/2	四孔four holes/37mm	普通Normal
3				



D:盖位计算值表
Overlay

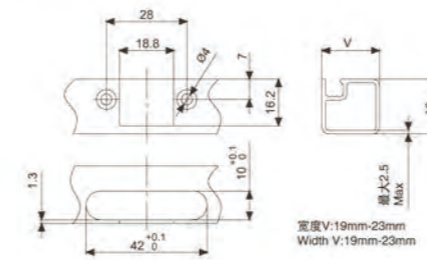
A:间隙位计算值表
Gap

LF05系列内置阻尼铝框架铰链功能图
LF05 Installation Dimensions

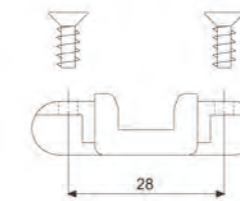


D	V	19	20	21	22	23
0		17	18	19	20	21
2		15	16	17	18	19
4		13	14	15	16	17

铝型材钻孔尺寸(Drilling size on aluminium frame)

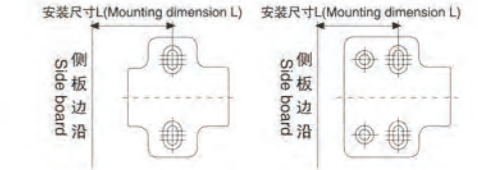


铰杯种类(Hinge cup types)



可配底座(Plate):

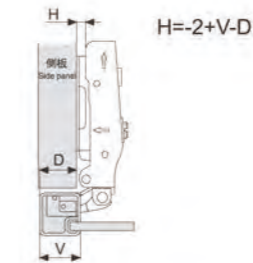
序号 No	名称 Item no.	H值 H Value	孔型/安装尺寸L Hole type/Mounting dimension	类型 type
1	F20/F22/F24	H=0/2/4	两孔two holes/37mm	普通卡式Clip on
2	F50/F52/F54	H=0/2/4	四孔four holes/37mm	普通卡式Clip on
3	G30/G32/G34	H=0/2/4	两孔two holes/37mm	移动卡式Adjustable



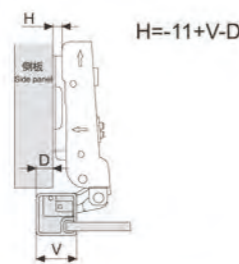
D:盖位计算值表
Overlay

A:间隙位计算值表
Gap

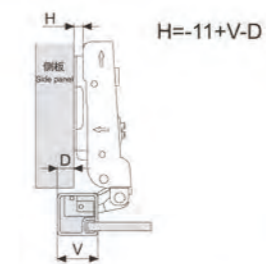
LF07系列内置阻尼铝框架铰链功能图
LF07 Installation Dimensions



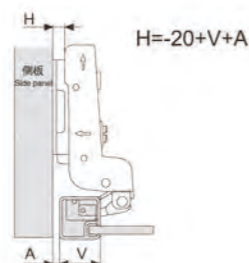
D	V	19	20	21	22	23
0		17	18	19	20	21
2		15	16	17	18	19
4		13	14	15	16	17



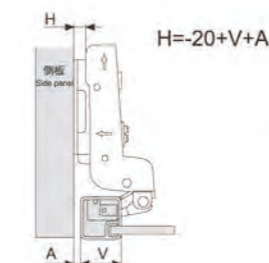
D	V	19	20	21	22	23
0		8	9	10	11	12
2		6	7	8	9	10
4		4	5	6	7	8



D	V	19	20	21	22	23
0		8	9	10	11	12
2		6	7	8	9	10
4		4	5	6	7	8



A	V	19	20	21	22	23
0		1	0	-1	-2	-3
2		3	2	1	0	-1
4		5	4	3	2	1




A	V	19	20	21	22	23
0		1	0	-1	-2	-3
2		3	2	1	0	-1
4		5	4	3	2	1

铰链系列

Hinge series

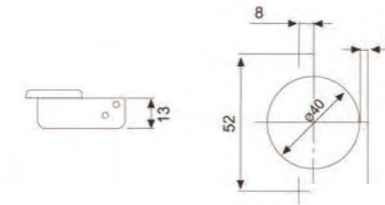
R640 铰链

R640 Hinge Series



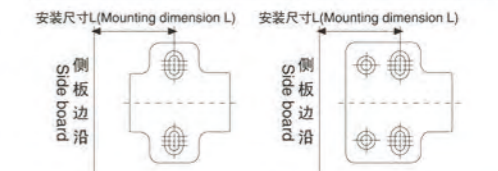
- 开启角度: 95度
 - 铰杯厚度: 13毫米
 - 铰杯直径: 40毫米
 - 面板(K)尺寸: 3毫米-7毫米
 - 材质: 锌合金
 - 门可选用板厚: 20毫米-30毫米
- Opening angle: 95°
 - Depth of hinge cup: 13mm
 - Diameter of hinge cup: 40mm
 - Drilling distances on the door(K): 3-7mm
 - Material: zinc alloy
 - Range of door thickness: 20-30mm

铰杯种类(Hinge cup types)

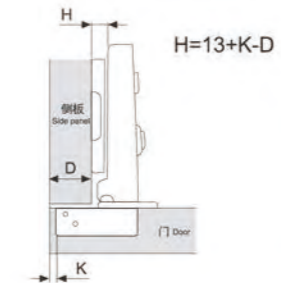


可配底座(Plate):

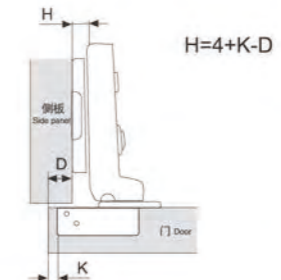
序号 No	名称 Item no.	H值 H Value	孔型/安装尺寸L Hole type/Mounting dimension	类型 type
1	182/1822/1823	H=0/2/3	两孔two holes/37mm	普通Normal
2	111S/1843/184-7	H=0/3/7	四孔four holes/37mm	普通Normal
3	130/132/134	H=0/2/4	两孔two holes/37mm	移动Adjustable



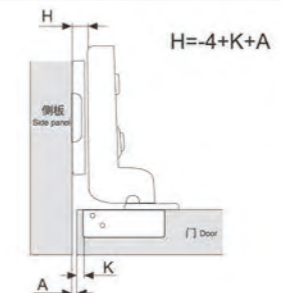
R640系列(普通型)自关铰链(两段力)功能图 R640 Installation Dimensions (Two way)



D \ K	3	4	5	6	7
0	16	17	18	19	20
2	14	15	16	17	18
4	12	13	14	15	16



D \ K	3	4	5	6	7
0	7	8	9	10	11
2	5	6	7	8	9
4	3	4	5	6	7




A \ K	3	4	5	6	7
0	1	0	-1	-2	-3
2	3	2	1	0	-1
4	5	4	3	2	1

 **SH-ABC Series**

R617 铰链


R617 Hinge series



- 开启角度: 105度
- 铰杯厚度: 11.3毫米
- 铰杯直径: 35毫米
- 面板(K)尺寸: 3毫米-7毫米
- 材质: 铁镀锌
- 门可选用板厚: 14毫米-20毫米
- Opening angle: 105°
- Depth of hinge cup: 11.3mm
- Diameter of hinge cup: 35mm
- Drilling distances on the door(K): 3-7mm
- Material: cold-rolled steel, nickel plated
- Range of door thickness: 14-20mm

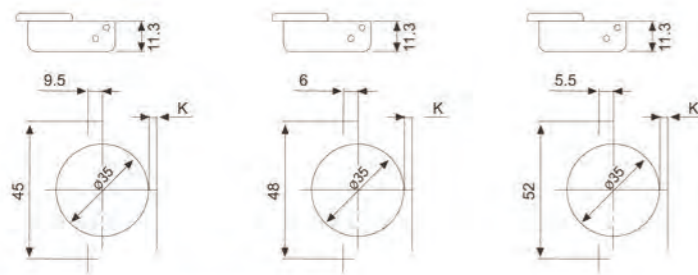
K617 快装铰链

K617 Easy fix Hinge series



- 开启角度: 105度
- 铰杯厚度: 11.3毫米
- 铰杯直径: 35毫米
- 面板(K)尺寸: 3毫米-7毫米
- 材质: 铁镀锌
- 门可选用板厚: 14毫米-20毫米
- Opening angle: 105°
- Depth of hinge cup: 11.3mm
- Diameter of hinge cup: 35mm
- Drilling distances on the door(K): 3-7mm
- Material: cold-rolled steel, nickel plated
- Range of door thickness: 14-20mm

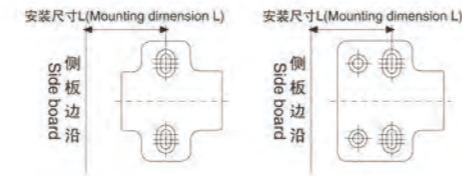
铰杯种类(Hinge cup types)



R617系列(普通型)自关铰链(两段力)功能图
R617 Installation Dimensions (Two way)

可配底座(Plate):

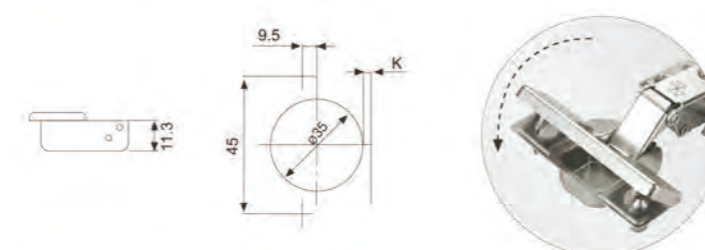
序号 No	名称 Item no.	H值 H Value	孔型/安装尺寸L Hole type/Mounting dimension	类型 type
1	P10/P13	H=0/3	两孔two holes/37mm	普通Normal
2	P40	H=0	四孔four holes/37mm	普通Normal
3				



D:盖位计算值表
Overlay

A:间隙位计算值表
Gap

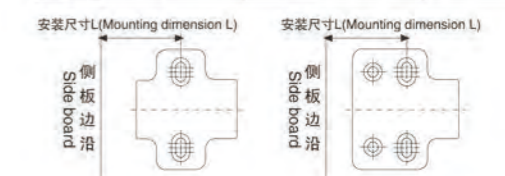
铰杯种类(Hinge cup types)



K617系列(普通型)自关铰链(两段力)功能图
K617 Installation Dimensions (Two way)


可配底座(Plate):

序号 No	名称 Item no.	H值 H Value	孔型/安装尺寸L Hole type/Mounting dimension	类型 type
1	P10/P13	H=0/3	两孔two holes/37mm	普通Normal
2	P40	H=0	四孔four holes/37mm	普通Normal
3				

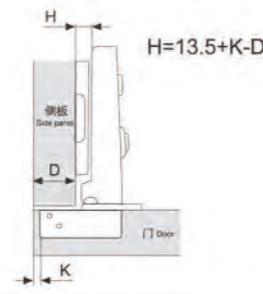


D:盖位计算值表
Overlay

A:间隙位计算值表
Gap



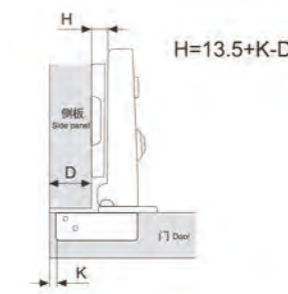
R617A




D	K	3	4	5	6	7
0		16.5	17.5	18.5	19.5	20.5
2		14.5	15.5	16.5	17.5	18.5
4		12.5	13.5	14.5	15.5	16.5



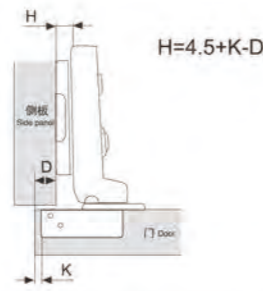
K617A



D	K	3	4	5	6	7
0		16.5	17.5	18.5	19.5	20.5
2		14.5	15.5	16.5	17.5	18.5
4		12.5	13.5	14.5	15.5	16.5



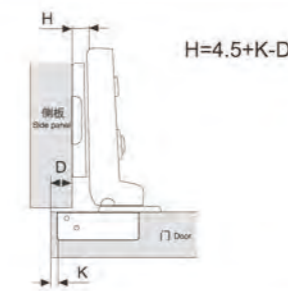
R617B



D	K	3	4	5	6	7
0		7.5	8.5	9.5	10.5	11.5
2		5.5	6.5	7.5	8.5	9.5
4		3.5	4.5	5.5	6.5	7.5



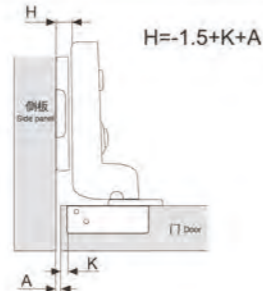
K617B



D	K	3	4	5	6	7
0		7.5	8.5	9.5	10.5	11.5
2		5.5	6.5	7.5	8.5	9.5
4		3.5	4.5	5.5	6.5	7.5



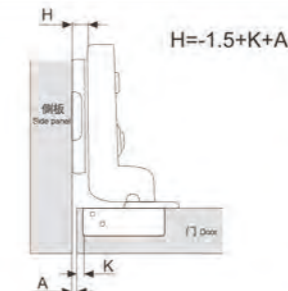
R617C



A	K	3	4	5	6	7
0		-1.5	-2.5	-3.5	-4.5	-5.5
2		0.5	-0.5	-1.5	-2.5	-3.5
4		2.5	1.5	0.5	-0.5	-1.5



K617C




A	K	3	4	5	6	7
0		-1.5	-2.5	-3.5	-4.5	-5.5
2		0.5	-0.5	-1.5	-2.5	-3.5
4		2.5	1.5	0.5	-0.5	-1.5

铰链系列

Hinge series

R637 铰链

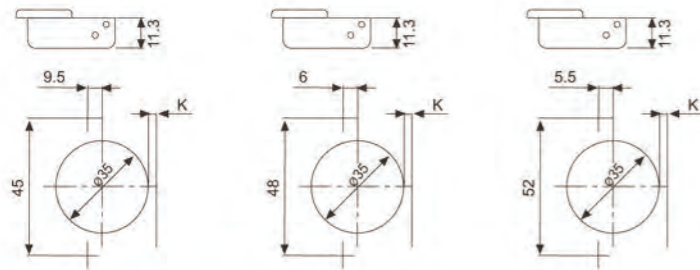
R637 Hinge series



- 开启角度: 105度
- 铰杯厚度: 11.3毫米
- 铰杯直径: 35毫米
- 面板(K)尺寸: 3毫米-7毫米
- 材质: 铁镀锌
- 门可选用板厚: 14毫米-20毫米

- Opening angle: 105°
- Depth of hinge cup: 11.3mm
- Diameter of hinge cup: 35mm
- Drilling distances on the door(K): 3-7mm
- Material: cold-rolled steel, nickel plated
- Range of door thickness: 14-20mm

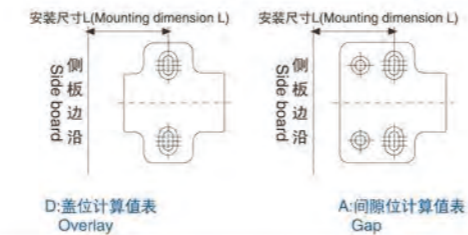
铰杯种类(Hinge cup types)



R637系列(普通型)卡式铰链(两段力)功能图
R637 Installation Dimensions (Two way)

可配底座(Plate):

序号 No	名称 Item no.	H值 H Value	孔型/安装尺寸L Hole type/Mounting dimension	类型 type
1	P20B/P23B	H=0/3	两孔two holes/37mm	普通卡式Clip on
2	P50	H=0	四孔four holes/37mm	普通卡式Clip on
3	T30/T33	H=0/3	两孔two holes/37mm	移动卡式Adjustable

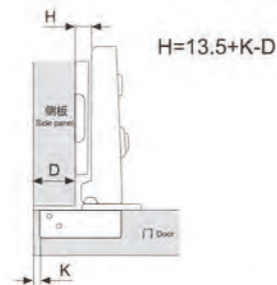


D:盖位计算值表
Overlay

A:间隙位计算值表
Gap




R637A

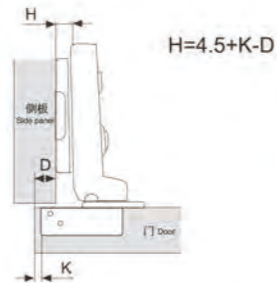


$$H=13.5+K-D$$

D	K	3	4	5	6	7
0		16.5	17.5	18.5	19.5	20.5
2		14.5	15.5	16.5	17.5	18.5
4		12.5	13.5	14.5	15.5	16.5



R637B

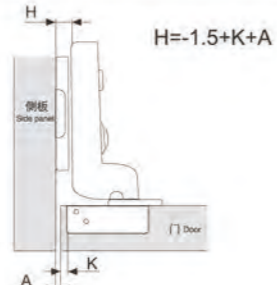


$$H=4.5+K-D$$

D	K	3	4	5	6	7
0		7.5	8.5	9.5	10.5	11.5
2		5.5	6.5	7.5	8.5	9.5
4		3.5	4.5	5.5	6.5	7.5



R637C




$$H=-1.5+K+A$$

A	K	3	4	5	6	7
0		-1.5	-2.5	-3.5	-4.5	-5.5
2		0.5	-0.5	-1.5	-2.5	-3.5
4		2.5	1.5	0.5	-0.5	-1.5

K637 快装可拆铰链

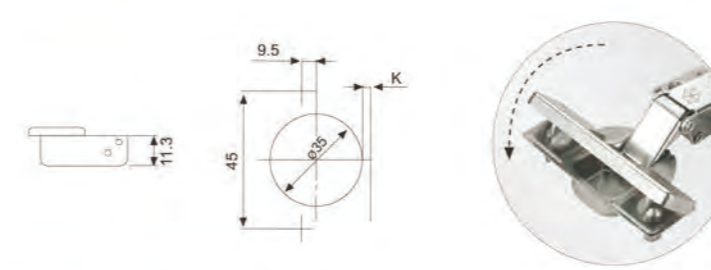
K637 Easy fix,clip on Hinge series



- 开启角度: 105度
- 铰杯厚度: 11.3毫米
- 铰杯直径: 35毫米
- 面板(K)尺寸: 3毫米-7毫米
- 材质: 铁镀锌
- 门可选用板厚: 14毫米-20毫米

- Opening angle: 105°
- Depth of hinge cup: 11.3mm
- Diameter of hinge cup: 35mm
- Drilling distances on the door(K): 3-7mm
- Material: cold-rolled steel, nickel plated
- Range of door thickness: 14-20mm

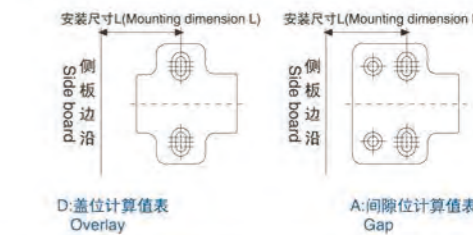
铰杯种类(Hinge cup types)



K637系列(普通型)卡式铰链(两段力)功能图
K637 Installation Dimensions (Two way)

可配底座(Plate):

序号 No	名称 Item no.	H值 H Value	孔型/安装尺寸L Hole type/Mounting dimension	类型 type
1	P20B/P23B	H=0/3	两孔two holes/37mm	普通卡式Clip on
2	P50	H=0	四孔four holes/37mm	普通卡式Clip on
3	T30/T33	H=0/3	两孔two holes/37mm	移动卡式Adjustable

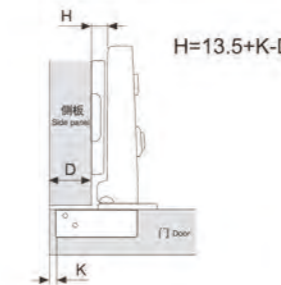


D:盖位计算值表
Overlay

A:间隙位计算值表
Gap



K637A

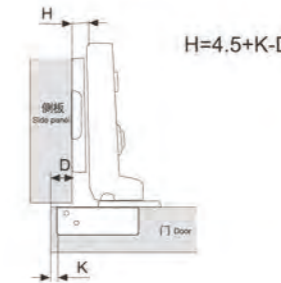


$$H=13.5+K-D$$

D	K	3	4	5	6	7
0		16.5	17.5	18.5	19.5	20.5
2		14.5	15.5	16.5	17.5	18.5
4		12.5	13.5	14.5	15.5	16.5



K637B

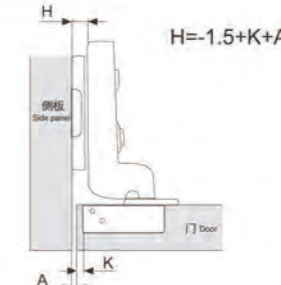


$$H=4.5+K-D$$

D	K	3	4	5	6	7
0		7.5	8.5	9.5	10.5	11.5
2		5.5	6.5	7.5	8.5	9.5
4		3.5	4.5	5.5	6.5	7.5



K637C



$$H=-1.5+K+A$$

A	K	3	4	5	6	7
0		-1.5	-2.5	-3.5	-4.5	-5.5
2		0.5	-0.5	-1.5	-2.5	-3.5
4		2.5	1.5	0.5	-0.5	-1.5

铰链系列

Hinge series

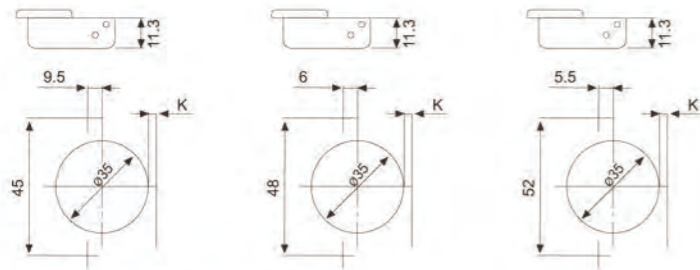
R638 铰链

R638 Hinge series



- 开启角度: 105度
- 铰杯厚度: 11.3毫米
- 铰杯直径: 35毫米
- 面板(K)尺寸: 3毫米-7毫米
- 材质: 铁镀锌
- 门可选用板厚: 14毫米-20毫米
- Opening angle: 105°
- Depth of hinge cup: 11.3mm
- Diameter of hinge cup: 35mm
- Drilling distances on the door(K): 3-7mm
- Material: cold-rolled steel, nickel plated
- Range of door thickness: 14-20mm

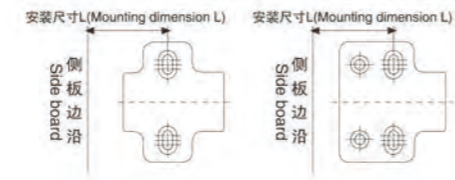
铰杯种类(Hinge cup types)



R638系列(普通型)卡式铰链(两段力)功能图
R638 Installation Dimensions (Two way)

可配底座(Plate):

序号 No	名称 Item no.	H值 H Value	孔型/安装尺寸L Hole type/Mounting dimension	类型 type
1	P20B/P23B	H=0/3	两孔two holes/37mm	普通卡式Clip on
2	P50	H=0	四孔four holes/37mm	普通卡式Clip on
3	T30/T33	H=0/3	两孔two holes/37mm	移动卡式Adjustable

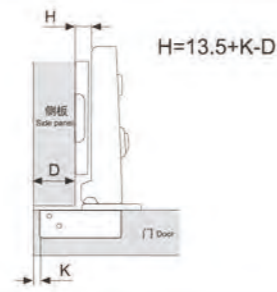


D:盖位计算值表
Overlay

A:间隙位计算值表
Gap



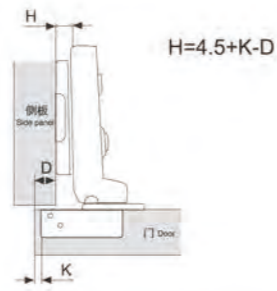
R638A



D	K	3	4	5	6	7
0	H	16.5	17.5	18.5	19.5	20.5
2	H	14.5	15.5	16.5	17.5	18.5
4	H	12.5	13.5	14.5	15.5	16.5



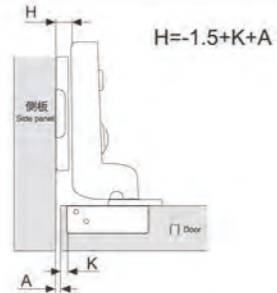
R638B



D	K	3	4	5	6	7
0	H	7.5	8.5	9.5	10.5	11.5
2	H	5.5	6.5	7.5	8.5	9.5
4	H	3.5	4.5	5.5	6.5	7.5



R638C



A	K	3	4	5	6	7
0	H	-1.5	-2.5	-3.5	-4.5	-5.5
2	H	0.5	-0.5	-1.5	-2.5	-3.5
4	H	2.5	1.5	0.5	-0.5	-1.5

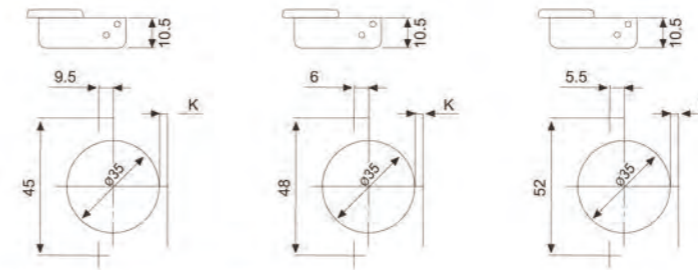
S81 铰链

S81 Hinge series



- 开启角度: 105度
- 铰杯厚度: 10.5毫米
- 铰杯直径: 35毫米
- 面板(K)尺寸: 3毫米-7毫米
- 材质: 铁镀锌
- 门可选用板厚: 14毫米-20毫米
- Opening angle: 105°
- Depth of hinge cup: 10.5mm
- Diameter of hinge cup: 35mm
- Drilling distances on the door(K): 3-7mm
- Material: cold-rolled steel, nickel plated
- Range of door thickness: 14-20mm

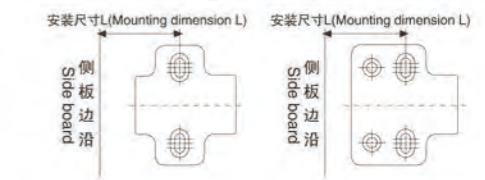
铰杯种类(Hinge cup types)



S81系列(普通型)自关铰链(两段力)功能图
S81 Installation Dimensions (Two way)

可配底座(Plate):

序号 No	名称 Item no.	H值 H Value	孔型/安装尺寸L Hole type/Mounting dimension	类型 type
1	J2/822/823	H=0/2/3	两孔two holes/37mm	普通Normal
2	I11S/1843/184-7	H=0/3/7	四孔four holes/37mm	普通Normal
3	130/132/134	H=0/2/4	两孔two holes/37mm	移动Adjustable

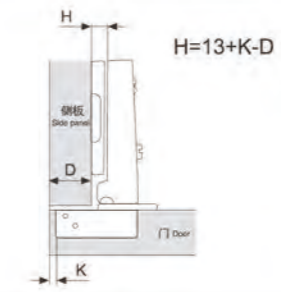


D:盖位计算值表
Overlay

A:间隙位计算值表
Gap



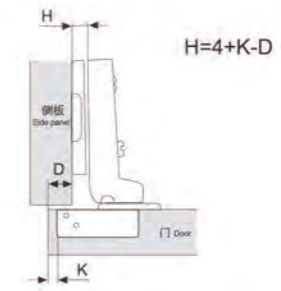
S81A



D	K	3	4	5	6	7
0	H	16	17	18	19	20
2	H	14	15	16	17	18
4	H	12	13	14	15	16



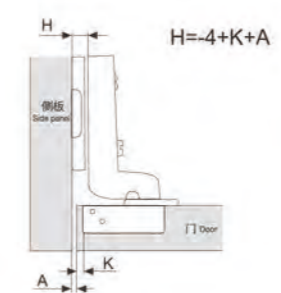
S81B



D	K	3	4	5	6	7
0	H	7	8	9	10	11
2	H	5	6	7	8	9
4	H	3	4	5	6	7




S81C



A	K	3	4	5	6	7
0	H	1	0	-1	-2	-3
2	H	3	2	1	0	-1
4	H	5	4	3	2	1

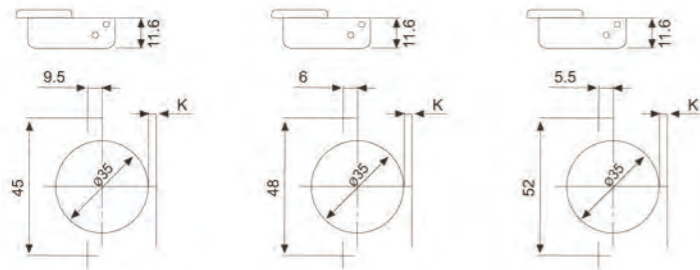
S85 铰链

S85 Hinge series



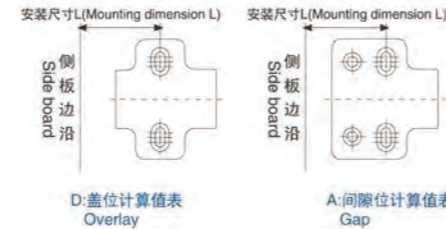
- 开启角度: 105度
- 铰杯厚度: 11.6毫米
- 铰杯直径: 35毫米
- 面板(K)尺寸: 3毫米-7毫米
- 材质: 铁镀锌
- 门可选用板厚: 14毫米-20毫米
- Opening angle: 105°
- Depth of hinge cup: 11.6mm
- Diameter of hinge cup: 35mm
- Drilling distances on the door(K): 3-7mm
- Material: cold-rolled steel, nickel plated
- Range of door thickness: 14-20mm

铰杯种类(Hinge cup types)



可配底座(Plate):

序号 No	名称 Item no.	H值 H Value	孔型/安装尺寸L Hole type/Mounting dimension	类型 type
1	P20B/P23B	H=0/3	两孔two holes/37mm	普通卡式Clip on
2	P50B	H=0	四孔four holes/37mm	普通卡式Clip on
3	S30(P60)/S32/S34	H=0/2/4	两孔two holes/37mm	移动卡式Adjustable



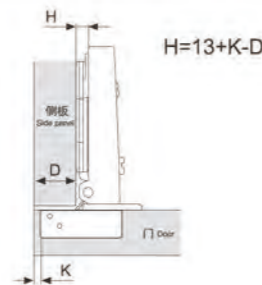
D: 盖位计算值表
Overlay

A: 间隙位计算值表
Gap

S85系列(卡式调门)自关铰链(两段力)功能图
S85 Installation Dimensions (Two way)



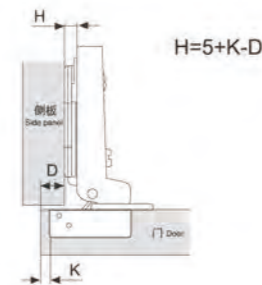
S85A



D	K	3	4	5	6	7
0	H	16	17	18	19	20
2	H	14	15	16	17	18
4	H	12	13	14	15	16



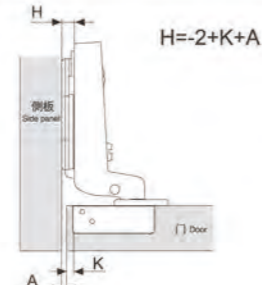
S85B



D	K	3	4	5	6	7
0	H	8	9	10	11	12
2	H	6	7	8	9	10
4	H	4	5	6	7	8



S85C



A	K	3	4	5	6	7
0	H	-1	-2	-3	-4	-5
2	H	1	0	-1	-2	-3
4	H	3	2	1	0	-1

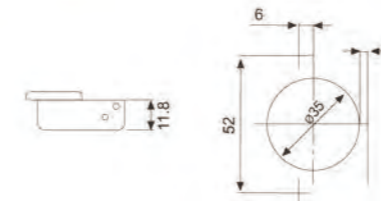
R607 铰链

R607 Hinge series



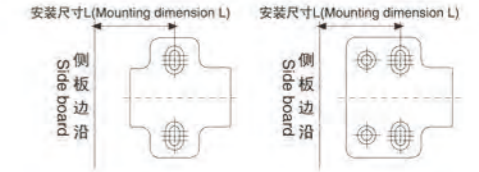
- 开启角度: 105度
- 铰杯厚度: 11.8毫米
- 铰杯直径: 35毫米
- 面板(K)尺寸: 3毫米-7毫米
- 材质: 铁镀锌
- 门可选用板厚: 14毫米-20毫米
- Opening angle: 105°
- Depth of hinge cup: 11.8mm
- Diameter of hinge cup: 35mm
- Drilling distances on the door(K): 3-7mm
- Material: cold-rolled steel, nickel plated
- Range of door thickness: 14-20mm

铰杯种类(Hinge cup types)



可配底座(Plate):

序号 No	名称 Item no.	H值 H Value	孔型/安装尺寸L Hole type/Mounting dimension	类型 type
1	I1	H=0	两孔two holes/30mm	普通Normal
2	I2	H=0	四孔four holes/30mm	普通Normal
3				



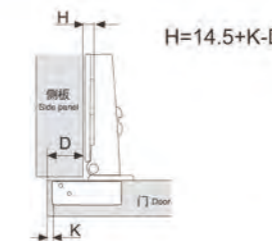
D: 盖位计算值表
Overlay

A: 间隙位计算值表
Gap

R607系列(普通型)自动铰链(一段力)功能图
R607 Installation Dimensions (One way)



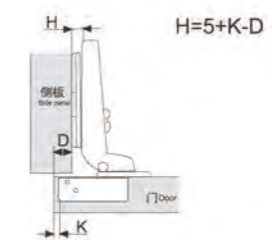
R607A



D	K	3	4	5	6	7
0	H	17.5	18.5	19.5	20.5	21.5
2	H	15.5	16.5	17.5	18.5	19.5
4	H	13.5	14.5	15.5	16.5	17.5



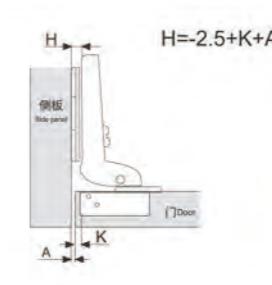
R607B



D	K	3	4	5	6	7
0	H	8	9	10	11	12
2	H	6	7	8	9	10
4	H	4	5	6	7	8



R607C




A	K	3	4	5	6	7
0	H	-0.5	-1.5	-2.5	-3.5	-4.5
2	H	1.5	1.5	-0.5	-1.5	-2.5
4	H	3.5	3.5	1.5	0.5	-0.5

铰链系列

Hinge series

T822 反弹铰链

T822 Push-to-open hinge series



- 开启角度: 105度
- 反弹开门角度: 50度
- 铰杯厚度: 11.6毫米
- 铰杯直径: 35毫米
- 面板(K)尺寸: 3毫米-7毫米
- 门可选用板厚: 14毫米-20毫米
- Opening angle: 105°
- Opening angle of push to open: 50°
- Depth of hinge cup: 11.6mm
- Diameter of hinge cup: 35mm
- Drilling distances on the door(K): 3-7mm
- Range of door thickness: 14-20mm

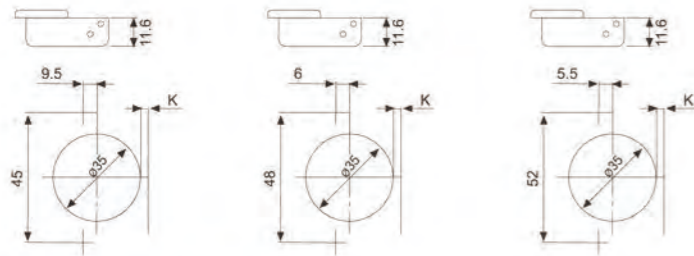
K822 反弹快拆铰链

K822 Push-to-open, clip-on hinge



- 开启角度: 105度
- 反弹开门角度: 50度
- 铰杯厚度: 11.6毫米
- 铰杯直径: 35毫米
- 面板(K)尺寸: 3毫米-7毫米
- 门可选用板厚: 14毫米-20毫米
- Opening angle: 105°
- Opening angle of push to open: 50°
- Depth of hinge cup: 11.6mm
- Diameter of hinge cup: 35mm
- Drilling distances on the door(K): 3-7mm
- Range of door thickness: 14-20mm

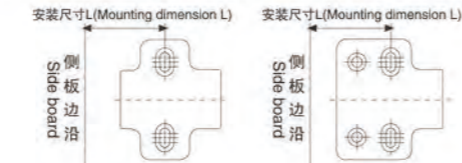
铰杯种类(Hinge cup types)



T822系列(普通型)反弹铰链(两段力)功能图
T822 Installation Dimensions (Two way)

可配底座(Plate):

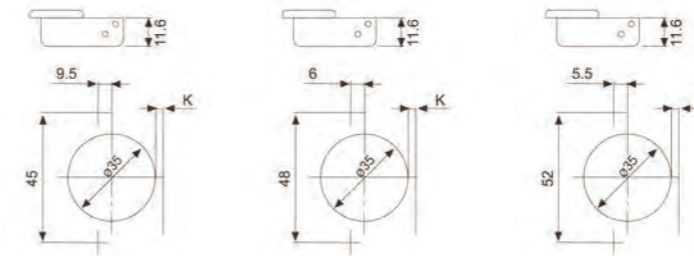
序号 No	名称 Item no.	H值 H Value	孔型/安装尺寸L Hole type/Mounting dimension	类型 type
1	182/1822/1823	H=0/2/3	两孔two holes/37mm	普通Normal
2	184/1843/184-7	H=0/3/7	四孔four holes/37mm	普通Normal
3	130/132/134	H=0/2/4	两孔two holes/37mm	移动Adjustable



D:盖位计算值表
Overlay

A:间隙位计算值表
Gap

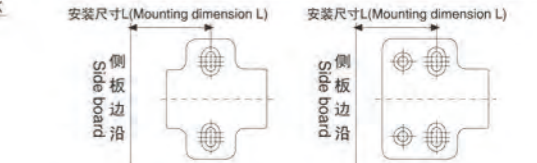
铰杯种类(Hinge cup types)



K822系列(卡式调节)自关铰链(两段力)功能图
K822 Installation Dimensions (Two way)

可配底座(Plate):

序号 No	名称 Item no.	H值 H Value	孔型/安装尺寸L Hole type/Mounting dimension	类型 type
1	P20B/P23B	H=0/3	两孔two holes/37mm	普通卡式Clip on
2	P50B	H=0	四孔four holes/37mm	普通卡式Clip on
3	S30(P60)/S32/S34	H=0/2/4	两孔two holes/37mm	移动卡式Adjustable

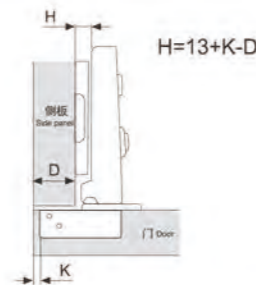


D:盖位计算值表
Overlay

A:间隙位计算值表
Gap



T822A

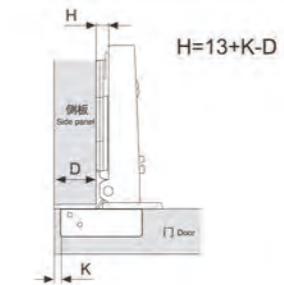


$$H=13+K-D$$

D	H	K	3	4	5	6	7
0	16	17	18	19	20		
2	14	15	16	17	18		
4	12	13	14	15	16		



K822A

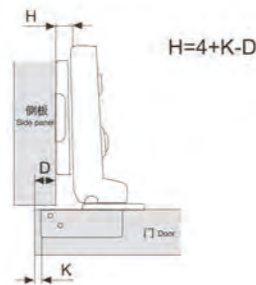


$$H=13+K-D$$

D	H	K	3	4	5	6	7
0	16	17	18	19	20		
2	14	15	16	17	18		
4	12	13	14	15	16		



T822B

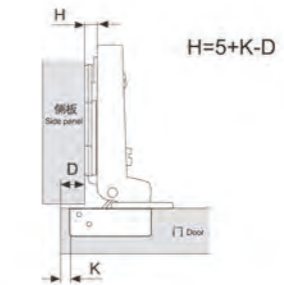


$$H=4+K-D$$

D	H	K	3	4	5	6	7
0	7	8	9	10	11		
2	5	6	7	8	9		
4	3	4	5	6	7		



K822B

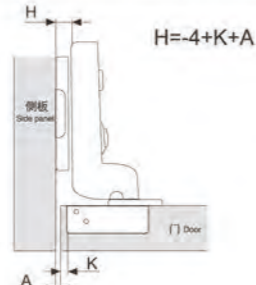


$$H=5+K-D$$

D	H	K	3	4	5	6	7
0	8	9	10	11	12		
2	6	7	8	9	10		
4	4	5	6	7	8		



T822C

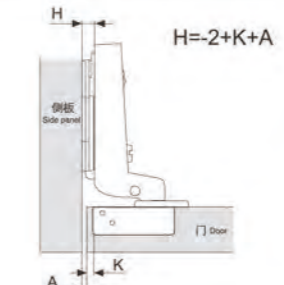


$$H=-4+K+A$$

A	H	K	3	4	5	6	7
0	1	0	-1	-2	-3		
2	3	2	1	0	-1		
4	5	4	3	2	1		



K822C




$$H=-2+K+A$$

A	H	K	3	4	5	6	7
0	-1	-2	-3	-4	-5		
2	1	0	-1	-2	-3		
4	3	2	1	0	-1		

R206 铰链


R206 Hinge Series



- 开启角度: 95度
- 铰杯厚度: 12毫米
- 铰杯直径: 26毫米
- 面板(K)尺寸: 3毫米-5毫米
- 材质: 铁镀镍
- 门可选用板厚: 14毫米-22毫米
- Opening angle: 95°
- Depth of hinge cup: 12mm
- Diameter of hinge cup: 26mm
- Drilling distances on the door(K): 3-5mm
- Material: cold-rolled steel, nickel plated
- Range of door thickness: 14-22mm

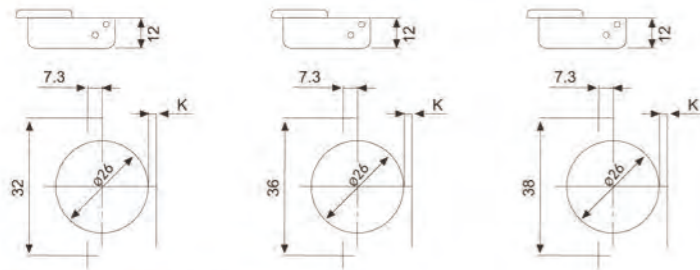
B26 铰链

B26 Hinge Series



- 开启角度: 95度
- 铰杯厚度: 9.5/11.5毫米
- 铰杯直径: 26毫米
- 面板(K)尺寸: 3毫米-5毫米
- 材质: 铁镀镍
- 门可选用板厚: 14毫米-22毫米
- Opening angle: 95°
- Depth of hinge cup: 9.5/11.5mm
- Diameter of hinge cup: 26mm
- Drilling distances on the door(K): 3-5mm
- Material: cold-rolled steel, nickel plated
- Range of door thickness: 14-22mm

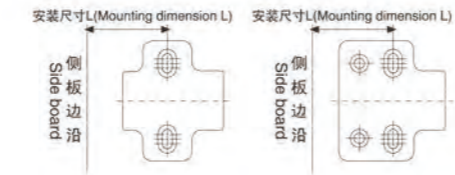
铰杯种类(Hinge cup types)



R206系列(普通型)自关铰链功能图
R206 Installation Dimensions

可配底座(Plate):

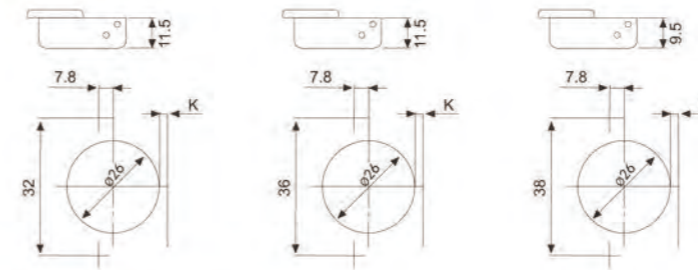
序号 No	名称 Item no.	H值 H Value	孔型/安装尺寸L Hole type/Mounting dimension	类型 type
1	19B	H=0	两孔two holes/28mm	普通Normal
2	18	H=0	四孔four holes/28mm	普通Normal
3				



D:盖位计算值表
Overlay

A:间隙位计算值表
Gap

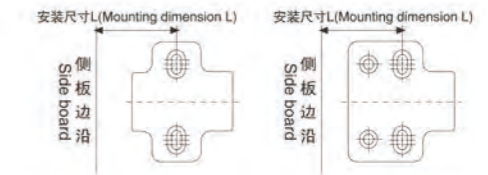
铰杯种类(Hinge cup types)



B26系列(普通型)自关铰链功能图
B26 Installation Dimensions

可配底座(Plate):

序号 No	名称 Item no.	H值 H Value	孔型/安装尺寸L Hole type/Mounting dimension	类型 type
1	115	H=0	两孔two holes/35mm	普通Normal
2				
3				



D:盖位计算值表
Overlay

A:间隙位计算值表
Gap



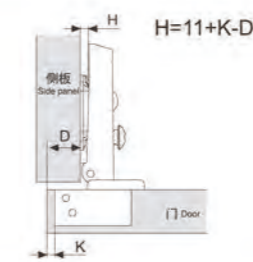
R206A



D	K	3	4	5
0		13	14	15
2		11	12	13
4		9	11	11



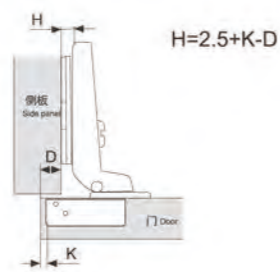
B26A



D	K	3	4	5
0		14	15	16
2		12	13	14
4		10	11	12



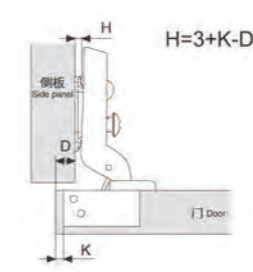
R206B



D	K	3	4	5
0		4.5	5.5	6.5
2		2.5	3.5	4.5
4		0.5	1.5	2.5



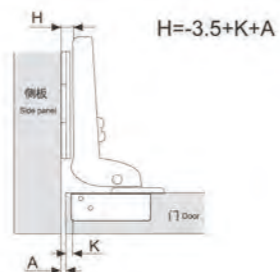
B26B



D	K	3	4	5
0		6	7	8
2		4	5	6
4		2	3	4



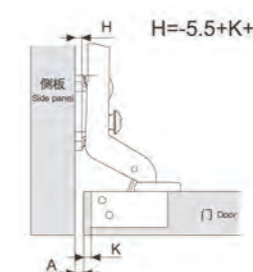
R206C



A	K	3	4	5
0		-2.5	-3.5	-4.5
2		-0.5	-1.5	-2.5
4		1.5	0.5	-0.5



B26C



A	K	3	4	5
0		0.5	-0.5	-1.5
2		2.5	1.5	0.5
4		4.5	3.5	2.5

DB26 铰链

DB26 Hinge series



- 开启角度: 95度
- 铰杯厚度: 11.5毫米
- 铰杯直径: 26毫米
- 面板(K)尺寸: 3毫米-5毫米
- 材质: 铁镀锌
- 门可选用板厚: 12毫米-18毫米
- Opening angle: 95°
- Depth of hinge cup: 11.5mm
- Diameter of hinge cup: 26mm
- Drilling distances on the door(K): 3-5mm
- Material: cold-rolled steel, nickel plated
- Range of door thickness: 12-18mm

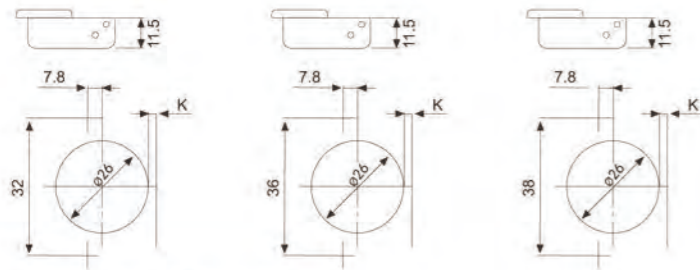
D26 铰链

D26 Hinge series



- 开启角度: 95度
- 铰杯厚度: 9.5毫米
- 铰杯直径: 26毫米
- 面板(K)尺寸: 3毫米-5毫米
- 材质: 铁镀锌
- 门可选用板厚: 14毫米-18毫米
- Opening angle: 95°
- Depth of hinge cup: 9.5mm
- Diameter of hinge cup: 26mm
- Drilling distances on the door(K): 3-5mm
- Material: cold-rolled steel, nickel plated
- Range of door thickness: 14-18mm

铰杯种类(Hinge cup types)



DB26系列(普通型)自关铰链(一段力)功能图
DB26 Installation Dimensions (One way)

可配底座(Plate):

序号 No	名称 Item no.	H值 H Value	孔型/安装尺寸L Hole type/Mounting dimension	类型 type
1	115	H=0	两孔two holes/28mm	普通Normal
2				
3				

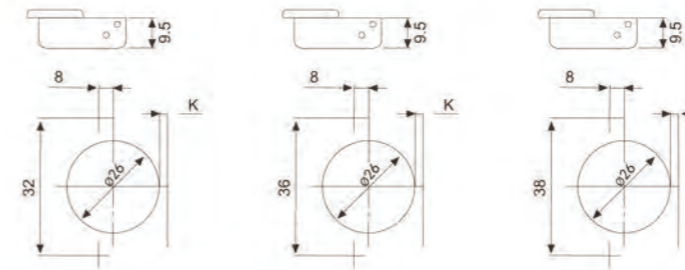
安装尺寸L(Mounting dimension L)



D:盖位计算值表
Overlay

A:间隙位计算值表
Gap

铰杯种类(Hinge cup types)



D26系列(普通型)自关铰链功能图
D26 Installation Dimensions

可配底座(Plate):

序号 No	名称 Item no.	H值 H Value	孔型/安装尺寸L Hole type/Mounting dimension	类型 type
1	D20/D22/D24	H=0/2/4	两孔two holes/28mm	普通Normal
2	D40/D42	H=0/2	四孔four holes/28mm	普通Normal
3				

安装尺寸L(Mounting dimension L)

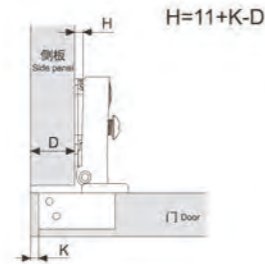


D:盖位计算值表
Overlay

A:间隙位计算值表
Gap



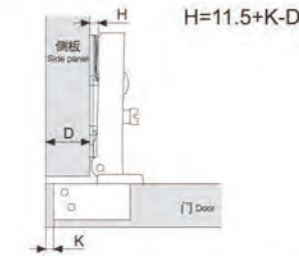
DB26A



D	K	3	4	5
H				
0		14	15	16
2		12	13	14
4		10	11	12



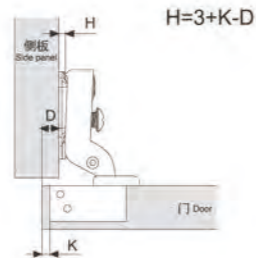
D26A



D	K	3	4	5
H				
0		14.5	15.5	16.5
2		12.5	13.5	14.5
4		10.5	11.5	12.5



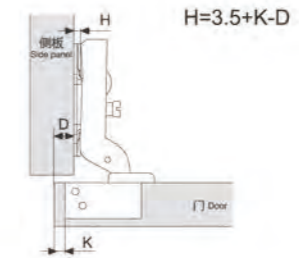
DB26B



D	K	3	4	5
H				
0		6	7	8
2		4	5	6
4		2	3	4



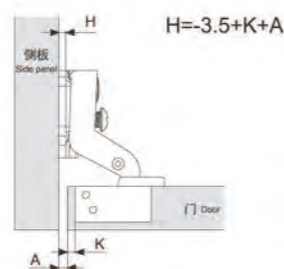
D26B



D	K	3	4	5
H				
0		6.5	7.5	8.5
2		4.5	5.5	6.5
4		2.5	3.5	4.5



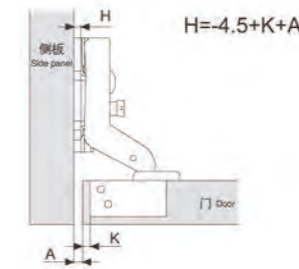
DB26C



A	K	3	4	5
H				
0		0.5	-0.5	-1.5
2		2.5	1.5	0.5
4		4.5	3.5	2.5



D26C



A	K	3	4	5
H				
0		1.5	0.5	-1.5
2		3.5	2.5	1.5
4		5.5	4.5	3.5

铰链系列

Hinge series

E26 铰链

E26 Hinge series



- 开启角度: 95度
- 铰杯厚度: 9.5毫米
- 铰杯直径: 26毫米
- 面板(K)尺寸: 3毫米-5毫米
- 材质: 铁镀镍
- 门可选用板厚: 12毫米-18毫米
- Opening angle: 95°
- Depth of hinge cup: 9.5mm
- Diameter of hinge cup: 26mm
- Drilling distances on the door(K): 3-5mm
- Material: cold-rolled steel, nickel plated
- Range of door thickness: 12-18mm

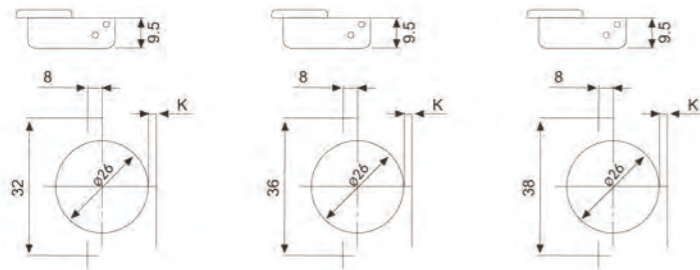
G206 玻璃铰链

G206 One way plastic cover glass hinge



- 开启角度: 95度
- 铰杯厚度: 11.5毫米
- 铰杯直径: 26毫米
- 面板(K)尺寸: 3毫米-6毫米
- 材质: 铁镀镍
- 门可选用板厚: 4毫米-6毫米
- Opening angle: 95°
- Depth of hinge cup: 11.5mm
- Diameter of hinge cup: 26mm
- Drilling distances on the door(K): 3-6mm
- Material: cold-rolled steel, nickel plated
- Range of door thickness: 4-6mm

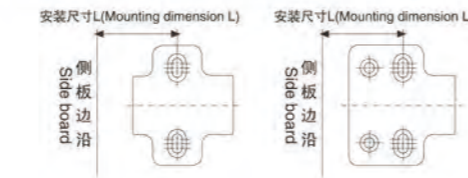
铰杯种类(Hinge cup types)



E26系列(普通型)自关铰链功能图
E26 Installation Dimensions

可配底座(Plate):

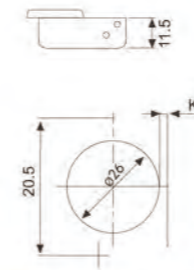
序号 No	名称 Item no.	H值 H Value	孔型/安装尺寸L Hole type/Mounting dimension	类型 type
1	E20/E22	H=0/2	两孔two holes/37mm	普通Normal
2	E40/E42	H=0/2	四孔four holes/37mm	普通Normal
3				



D:盖位计算值表
Overlay

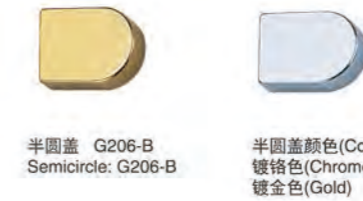
A:间隙位计算值表
Gap

铰杯种类(Hinge cup types)



G206系列(普通型)玻璃铰链功能图
G206 Installation Dimensions

可配装饰盖(Decorative cover):

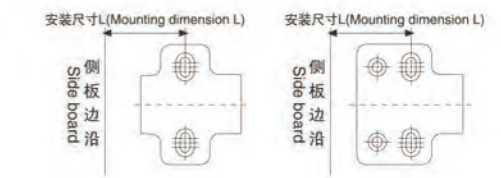


半圆盖 G206-B
Semicircle: G206-B

半圆盖颜色(Color)
镀铬色(Chrome)
镀金色(Gold)

可配底座(Plate):

序号 No	名称 Item no.	H值 H Value	孔型/安装尺寸L Hole type/Mounting dimension	类型 type
1	I9B	H=0	两孔two holes/37mm	普通Normal
2	I8	H=0	四孔four holes/37mm	普通Normal
3				

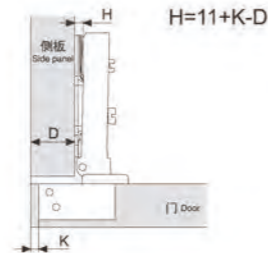


D:盖位计算值表
Overlay

A:间隙位计算值表
Gap



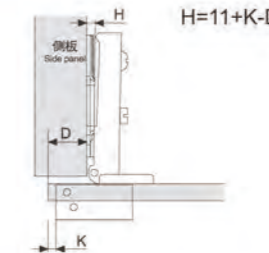
E26A



D	K	3	4	5
0	H	14.5	15.5	16.5
2	H	12.5	13.5	14.5
4	H	10.5	11.5	12.5



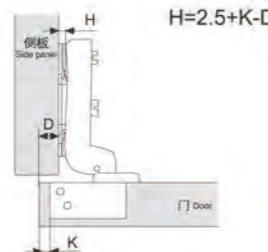
G206A



D	K	3	4	5	6
0	H	14	15	16	17
2	H	12	13	14	15
4	H	10	11	12	13



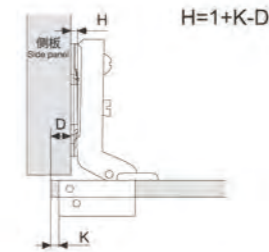
E26B



D	K	3	4	5
0	H	5.5	6.5	7.5
2	H	3.5	4.5	5.5
4	H	1.5	2.5	3.5



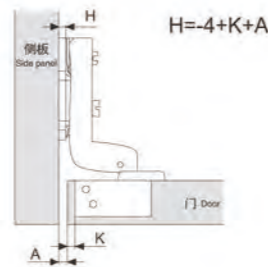
G206B



D	K	3	4	5	6
0	H	4	5	6	7
2	H	2	3	4	5
4	H	0	1	2	3



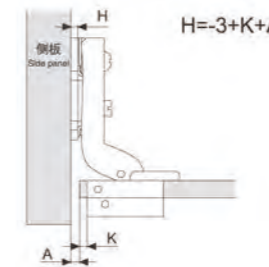
E26C



A	K	3	4	5
0	H	1	0	-1
2	H	3	2	0
4	H	5	4	2



G206C



A	K	3	4	5	6
0	H	0	-1	-2	-3
2	H	2	1	0	-1
4	H	4	3	2	1

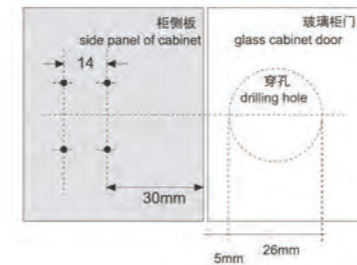
Z206 玻璃铰链

Z206 One way plastic cover glass hinge



- 开启角度: 95度
- 铰杯厚度: 11.5毫米
- 铰杯直径: 26毫米
- 面板(K)尺寸: 3毫米-6毫米
- 材质: 铁镀镍
- 门可选用板厚: 4毫米-6毫米
- Opening angle: 95°
- Depth of hinge cup: 11.5mm
- Diameter of hinge cup: 26mm
- Drilling distances on the door(K): 3-6mm
- Material: cold-rolled steel, nickel plated
- Range of door thickness: 4-6mm

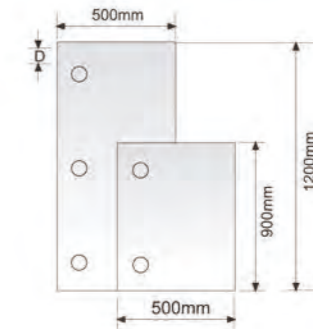
玻璃门安装尺寸 Installation sizes of glass door.



适用玻璃厚度为5-6mm。
The suitable glass thickness is 5-6mm.

玻璃门暗铰链安装技术 Installation technology of glass door concealed hinge

玻璃尺寸与铰链安装数量
Glass sizes and the matching quantity of hinge

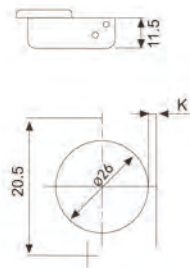


注: D值不少于90mm
D is not less than 90mm

铰杯种类(Hinge cup types)

可配装饰盖(Decorative cover):

可配底座(Plate):

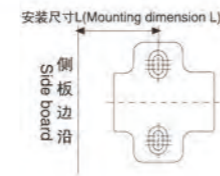


圆盖 G206-Y
Round Cover: G206-Y

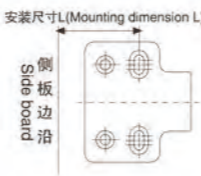


圆盖颜色(Color)
镀铬色(Chrome)
镀金色(Gold)

序号 No	名称 Item no.	H值 H Value	孔型/安装尺寸L Hole type/Mounting dimension	类型 type
1	19B	H=0	两孔two holes/37mm	普通Normal
2	18	H=0	四孔four holes/37mm	普通Normal
3				



D:盖位计算值表
Overlay

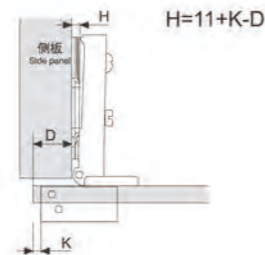


A:间隙位计算值表
Gap

Z206系列(普通型)玻璃铰链功能图
Z206 Installation Dimensions



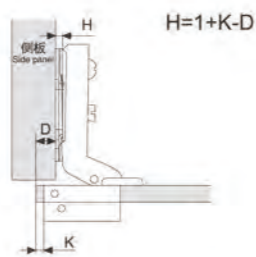
Z206A



D	K	3	4	5	6
0	H	14	15	16	17
2	H	12	13	14	15
4	H	10	11	12	13



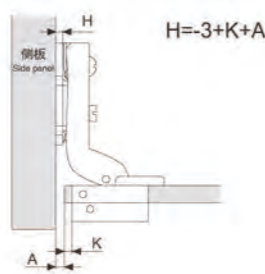
Z206B



D	K	3	4	5	6
0	H	4	5	6	7
2	H	2	3	4	5
4	H	0	1	2	3



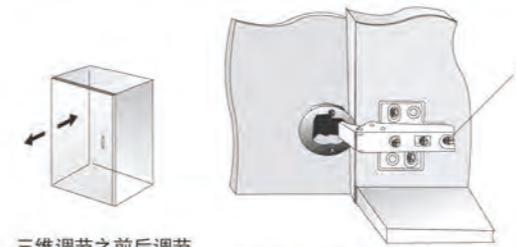
Z206C



A	K	3	4	5	6
0	H	0	-1	-2	-3
2	H	2	1	0	-1
4	H	4	3	2	1

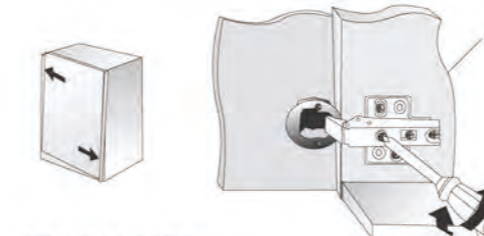
三维调节柜门示意

Indication of three dimensional adjustment of cabinet door



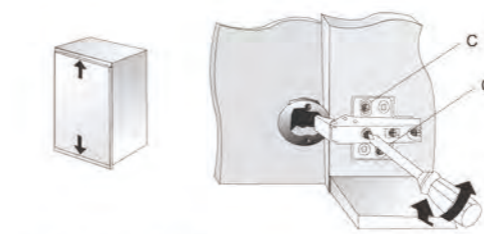
三维调节之前后调节

只需调节螺丝“A”可以改变门板与柜体旁板的间隙。
Front and back adjusting of three dimensional adjustment
Only screw "A" should be adjusted to change the gap between the door and the side panel of the cabinet.



三维调节之左右调节

调节螺丝“B”可以改变门板相对于柜体旁板的覆盖量。
Left and right adjusting of three dimensional adjustment
Adjusting screw "B" can change the rotation in order get a 90° angle with the cabinet.

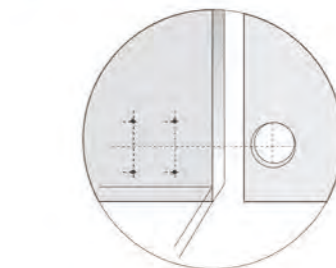


三维调节之垂直调节

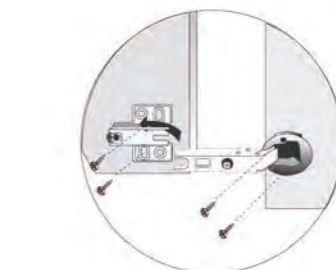
调节铰链底板上的螺丝“C”可以校正门板的垂直及上下间隙。
Vertical adjusting of the three dimensional adjustment
Adjusting screw "C" on the base plate can rectify the vertical gaps of the door.

安装步骤

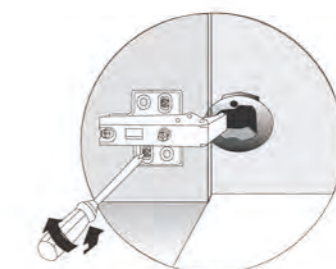
Installation steps




1. 定位穿孔
Positioning and drilling



2. 安装底座及铰杯
Install baseplate and hinge cup




3. 调节柜门至合适位置，
然后安装装饰盖
Adjust the cabinet door to a suitable place, and then install the decoration cover



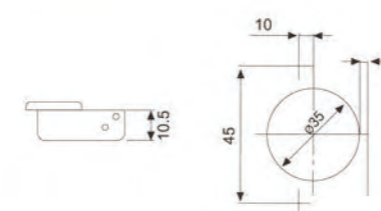
R817 铰链

R817 Hinge series



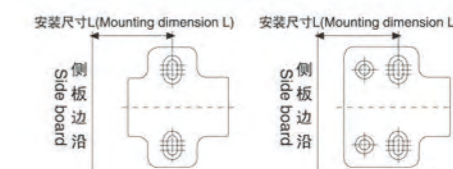
- 开启角度: 175度
 - 铰杯厚度: 10.5毫米
 - 铰杯直径: 35毫米
 - 面板(K)尺寸: 3毫米-7毫米
 - 材质: 锌合金、不锈钢、铁镀镍
 - 门可选用板厚: 14毫米-24毫米
- Opening angle: 175°
 - Depth of hinge cup: 10.5mm
 - Diameter of hinge cup: 35mm
 - Drilling distances on the door(K): 3-7mm
 - Material: zin alloy, stainless steel, cold-rolled steel nickel plated
 - Range of door thickness: 14-24mm

铰杯种类(Hinge cup types)



可配底座(Plate):

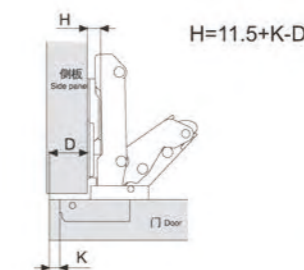
序号 No	名称 Item no.	H值 H Value	孔型/安装尺寸L Hole type/Mounting dimension	类型 type
1	Z1	H=0	两孔two holes/28mm	普通Normal
2	18(Z3锌合金)/194、Z4	H=0/4/9	四孔four holes/28mm	普通Normal
3				




R817系列自关铰链功能图 R817 Installation Dimensions



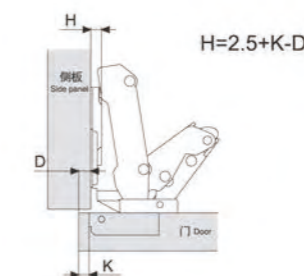
R817A



D \ H \ K	3	4	5	6	7
0	14.5	15.5	16.5	17.5	18.5
3	11.5	12.5	13.5	14.5	15.5
9	5.5	6.5	7.5	8.5	9.5



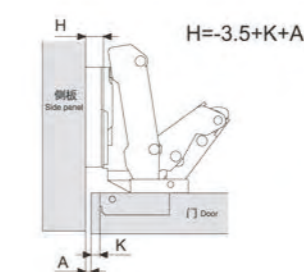
R817B



D \ H \ K	3	4	5	6	7
0	5.5	6.5	7.5	8.5	9.5
3	2.5	3.5	4.5	5.5	6.5
9	-3.5	-2.5	-1.5	-0.5	0.5



R817C



A \ H \ K	3	4	5	6	7
0	0.5	-0.5	-1.5	-2.5	-3.5
3	3.5	2.5	1.5	0.5	-0.5
9	9.5	8.5	7.5	6.5	5.5

 **SH-ABC Series**

铰链系列

Hinge series

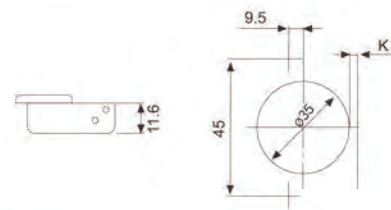
R165 铰链

R165 Hinge series



- 开启角度: 165度
- 铰杯厚度: 11.6毫米
- 铰杯直径: 35毫米
- 面板(K)尺寸: 3毫米-7毫米
- 材质: 铁镀镍
- 门可选用板厚: 14毫米-24毫米
- Opening angle: 165°
- Depth of hinge cup: 11.6mm
- Diameter of hinge cup: 35mm
- Drilling distances on the door(K): 3-7mm
- Material: cold-rolled steel, nickel plated
- Range of door thickness: 14-24mm

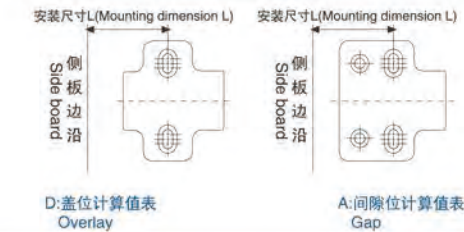
铰杯种类(Hinge cup types)



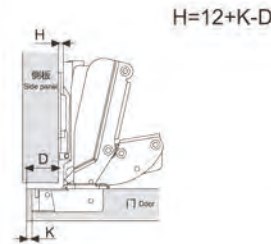
R165系列铰链功能图
R165 Installation Dimensions

可配底座(Plate):

序号 No	名称 Item no.	H值 H Value	孔型/安装尺寸L Hole type/Mounting dimension	类型 type
1	P20/P23/Z105	H=0/3/9	两孔two holes/37mm	普通Normal
2	P50B	H=0	四孔four holes/37mm	普通Normal
3				



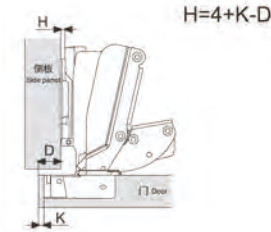
R165A



D	H	K	3	4	5	6	7
0	15	16	17	18	19		
3	12	13	14	15	16		
9	6	7	8	9	10		



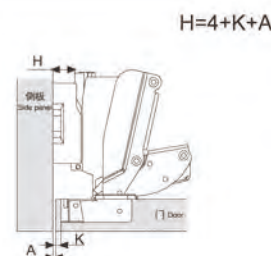
R165B



D	H	K	3	4	5	6	7
0	7	8	9	10	11		
3	4	5	6	7	8		
9	-2	-1	0	1	2		



R165C



A	H	K	3	4	5	6	7
0	-7	-8	-9	-10	-11		
3	-4	-5	-6	-7	-8		
9	2	1	0	-1	-2		

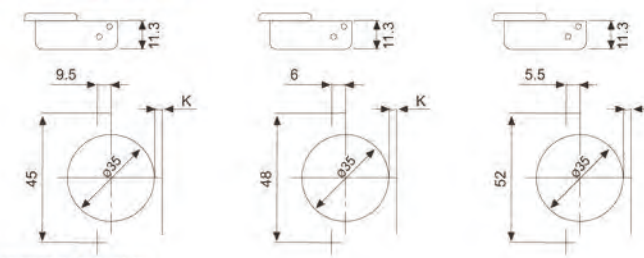
R115 R135 R180 OU22 铰链

R115 R135 R180 OU22 Hinge series



- 铰杯厚度: 11.3毫米
- 铰杯直径: 35毫米
- 面板(K)尺寸: 3毫米-7毫米
- 材质: 铁镀镍
- 门可选用板厚: 14毫米-20毫米
- Depth of hinge cup: 11.3mm
- Diameter of hinge cup: 35mm
- Drilling distances on the door(K): 3-7mm
- Material: cold-rolled steel, nickel plated
- Range of door thickness: 14-20mm

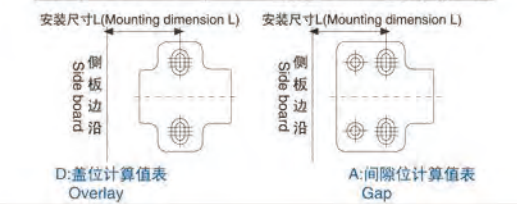
铰杯种类(Hinge cup types)



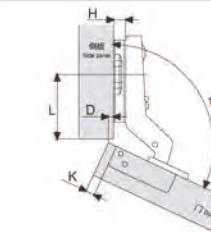
角度铰链系列功能图
Installation Dimensions

可配底座(Plate):

序号 No	名称 Item no.	H值 H Value	孔型 Hole type	类型 type
1	182/1822/1823	H=0/2/3	两孔two holes	普通Normal
2	184/1843/184-7	H=0/3/7	四孔four holes	普通Normal
3	130/132/134	H=0/2/4	两孔two holes	移动Adjustable



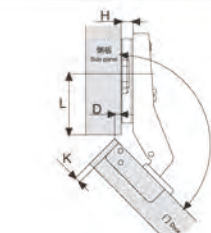
R115



L/D	H	K	3	4	5	6	7			
0	37	-1	36	-0.1	35	0.8	34	1.7	33	2.6
2	37	-3	36	-2.1	35	-1.2	34	-0.3	33	0.6
4	37	-5	36	-4.1	35	-3.2	34	-2.3	33	-1.4



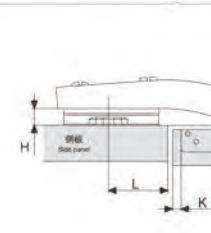
R135



L/D	H	K	3	4	5	6	7			
0	39	4	38	4.7	37	5.4	36	6.1	35	6.8
2	39	2	38	2.7	37	3.4	36	4.1	35	4.8
4	39	0	38	0.7	37	1.4	36	2.1	35	2.8



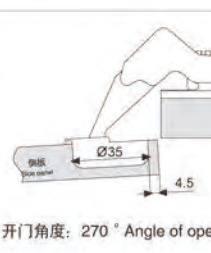
R180



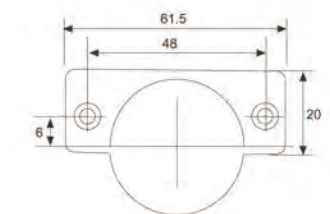
L/D	H	K	3	4	5	6	7			
0	23	1.5	22	1.5	21	1.5	20	1.5	19	1.5
2	23	-0.5	22	-0.5	21	-0.5	20	-0.5	19	-0.5
4	23	-2.5	22	-2.5	21	-2.5	20	-2.5	19	-2.5



OU22




开门角度: 270° Angle of opening: 270 degree



R130 22877 T529 铰链

R130 22877 T529 Hinge series



- 开启角度: 125度
- 铰杯厚度: 11.6毫米
- 铰杯直径: 35毫米
- 面板(K)尺寸: 3毫米-7毫米
- 材质: 锌合金
- 门可选用板厚: 14毫米-20毫米
- Opening angle: 125°
- Depth of hinge cup: 11.6mm
- Diameter of hinge cup: 35mm
- Drilling distances on the door(K): 3-7mm
- Material: zinc alloy
- Range of door thickness: 14-20mm

OU85 快拆铰链

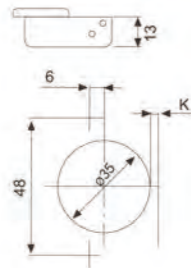
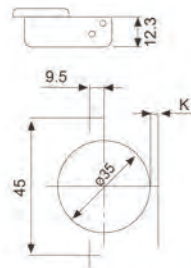
OU85 Hinge series



- 开启角度: 125度
- 铰杯厚度: 12.5毫米
- 铰杯直径: 35毫米
- 面板(K)尺寸: 3毫米-7毫米
- 材质: 铁镀锌
- 门可选用板厚: 14毫米-24毫米
- Opening angle: 125°
- Depth of hinge cup: 12.5mm
- Diameter of hinge cup: 35mm
- Drilling distances on the door(K): 3-7mm
- Material: cold-rolled steel, nickel plate
- Range of door thickness: 14-24mm

R130铰杯种类(R130 Hinge cup types)

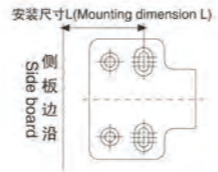
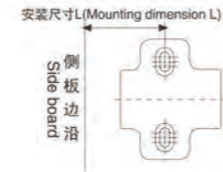
T529铰杯种类(T529 Hinge cup types)



R130/22877(普通型)铰链功能图
130/22877/T529 Installation Dimensions

R130可配底座(Plate):

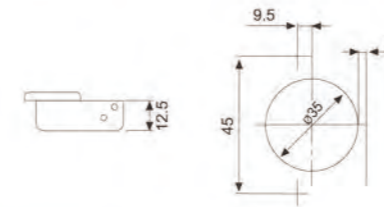
序号 No	名称 Item no.	H值 H Value	孔型/安装尺寸L Hole type/Mounting dimension	类型 type
1	P20/P23	H=0/3	两孔two holes/37mm	普通卡式Clip on
2	P50	H=0	四孔four holes/37mm	普通卡式Clip on
3	T30/T33	H=0/3	两孔two holes/37mm	移动卡式Adjustable



D:盖位计算值表
Overlay

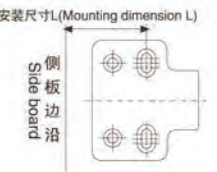
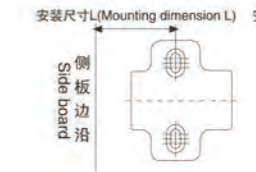
A:间隙位计算值表
Gap

R130铰杯种类(R130 Hinge cup types)



可配底座:


序号 No	名称 Item no.	H值 H Value	孔型/安装尺寸L Hole type/Mounting dimension	类型 type
1	P20/P23	H=0/3	两孔two holes/37mm	普通卡式Clip on
2	P50	H=0	四孔four holes/37mm	普通卡式Clip on
3	T30/T33	H=0/3	两孔two holes/37mm	移动卡式Adjustable



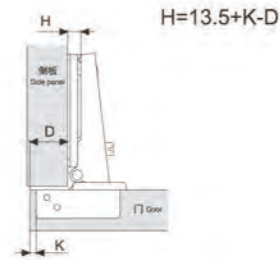
D:盖位计算值表
Overlay

A:间隙位计算值表
Gap

OU系列(普通型)铰链(两段力)功能图
OU85 Installation Dimensions



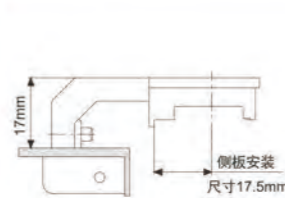
R130A



D	K	3	4	5	6	7
0		16.5	17.5	18.5	19.5	20.5
3		13.5	14.5	15.5	16.5	17.5



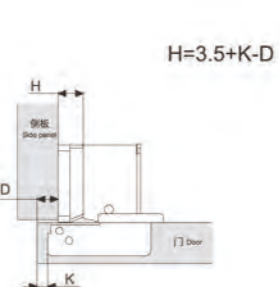
22877



- 开启角度: 155度
- 铰杯厚度: 11毫米
- 铰杯直径: 35毫米
- 门可选用板厚: 14毫米-24毫米
- Opening angle: 155°
- Depth of hinge cup: 11mm
- Diameter of hinge cup: 35mm
- Range of door thickness: 14-24mm



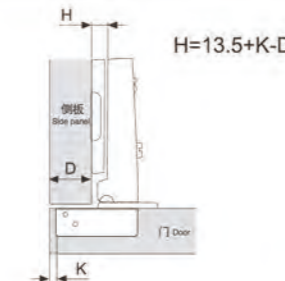
T529



- 开启角度: 110度
 - 铰杯厚度: 13毫米
 - 铰杯直径: 35毫米
 - 面板(K)尺寸: 3毫米-7毫米
 - 门可选用板厚: 14毫米-24毫米
 - Opening angle: 110°
 - Depth of hinge cup: 13mm
 - Diameter of hinge cup: 35mm
 - Possible drilling distances on the door(K): 3-7mm
 - Range of door thickness: 14-24mm
- | A | K | 3 | 4 | 5 | 6 | 7 |
|---|---|-----|-----|-----|-----|------|
| 0 | | 6.5 | 7.5 | 8.5 | 9.5 | 10.5 |



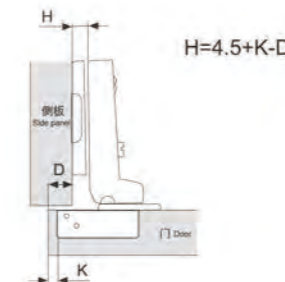
OU85A



D	K	3	4	5	6	7
0		16.5	17.5	18.5	19.5	20.5
2		14.5	15.5	16.5	17.5	18.5
4		12.5	13.5	14.5	15.5	16.5



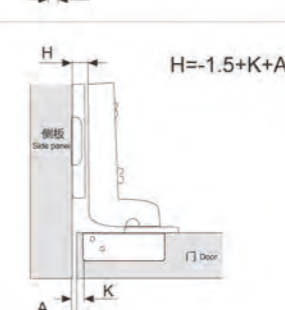
OU85B



D	K	3	4	5	6	7
0		7.5	8.5	9.5	10.5	11.5
2		5.5	6.5	7.5	8.5	9.5
4		3.5	4.5	5.5	6.5	7.5



OU85C



A	K	3	4	5	6	7
0		1.5	0.5	-0.5	-1.5	-2.5
2		3.5	2.5	1.5	0.5	-0.5
4		5.5	4.5	3.5	2.5	1.5

铰链系列

Hinge series

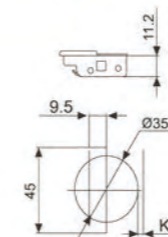
S6A01/S2A01 美式铰链

S6A01/S2A01 Hinge series

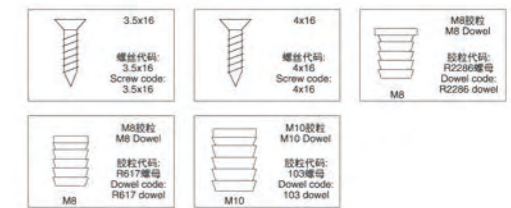


- 开启角度: 105度±3度
- 闭合角度: 86度±2度
- 铰杯直径: 35毫米
- 面板(K)尺寸: 3毫米
- 材质: 钢镀镍
- 门板板厚: 19毫米
- Opening angle: 105° ± 3°
- Closing angle: 86° ± 2°
- Diameter of hinge cup: 35mm
- Drilling distances on the door(K): 3mm
- Material: cold-rolled steel, nickel plated
- Range of door thickness: 19mm

铰杯种类(Hinge cup types)

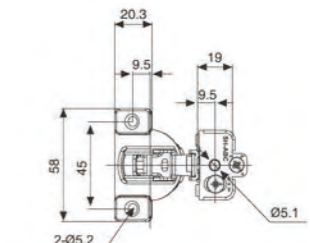
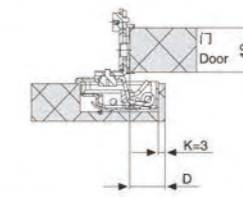


可配螺丝种类 Options of screws and dowels



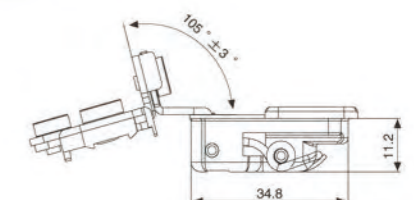
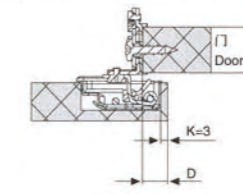
S6A01-058

盖位D=5/8英寸 Overlay D = 5/8"



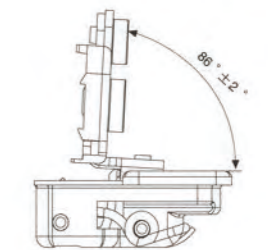
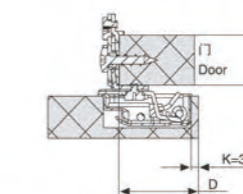
S6A01-0716

盖位D=7/16英寸 Overlay D = 7/16"



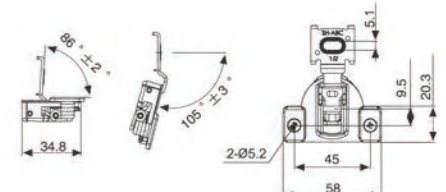
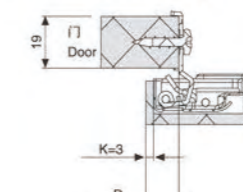
S6A01-114

盖位D=1-1/4英寸 Overlay D = 1-1/4"




S2A01-012

盖位D=1/2英寸 Overlay D = 1/2"



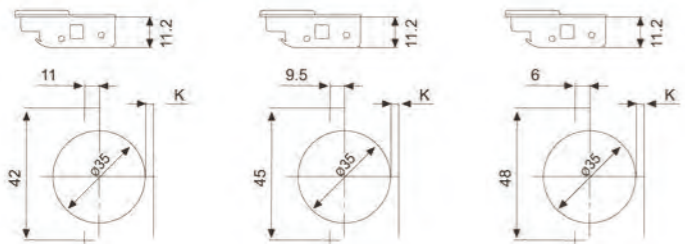
R3386 铰链

R3386 Hinge series



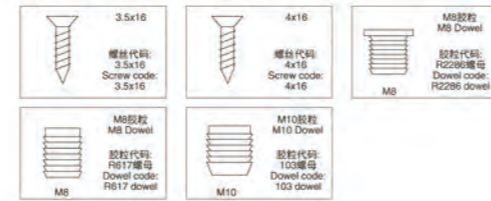
- 开启角度: 105度
 - 铰杯厚度: 11.2毫米
 - 铰杯直径: 35毫米
 - 面板(K)尺寸: 3毫米
 - 材质: 铁镀锌
 - 门可选用板厚: 14毫米-24毫米
- Opening angle: 105°
 - Depth of hinge cup: 11.2mm
 - Diameter of hinge cup: 35mm
 - Drilling distances on the door(K): 3mm
 - Material: cold-rolled steel, nickel plated
 - Range of door thickness: 14-24mm

铰杯种类(Hinge cup types)



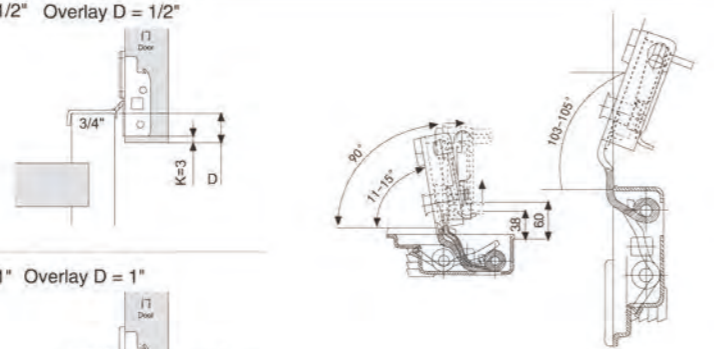
可配螺丝种类

Options of screws and dowels



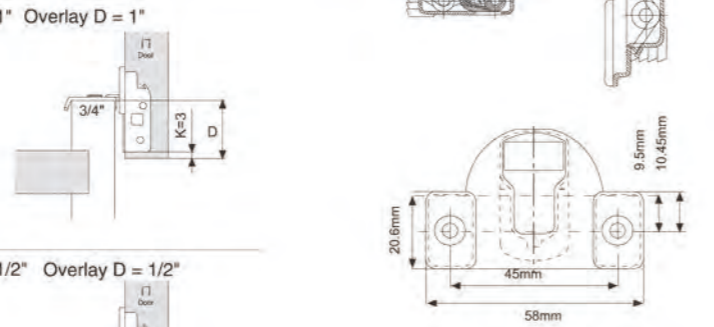
R3386A-000

盖位D=1/2" Overlay D = 1/2"



R3386A-25

盖位D=1" Overlay D = 1"



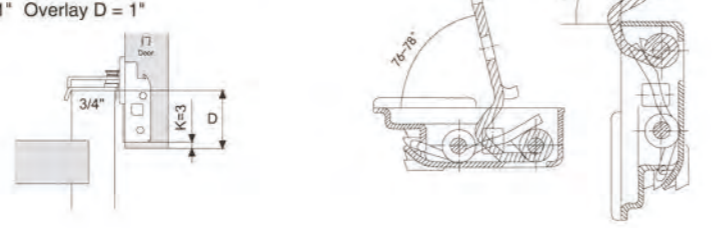
R3386N-000

盖位D=1/2" Overlay D = 1/2"



R3386N-25

盖位D=1" Overlay D = 1"



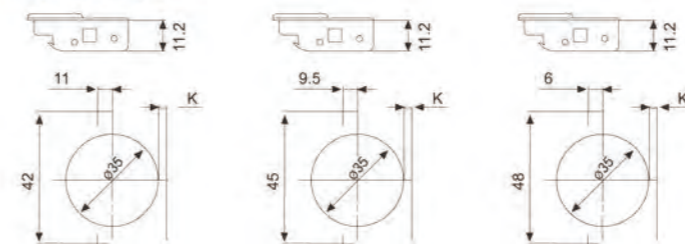
3390 铰链

3390 Hinge series



- 开启角度: 105度
 - 铰杯厚度: 11.2毫米
 - 铰杯直径: 35毫米
 - 面板(K)尺寸: 3毫米
 - 材质: 铁镀锌
 - 门可选用板厚: 14毫米-24毫米
- Opening angle: 105°
 - Depth of hinge cup: 11.2mm
 - Diameter of hinge cup: 35mm
 - Drilling distances on the door(K): 3mm
 - Material: cold-rolled steel, nickel plated
 - Range of door thickness: 14-24mm

铰杯种类(Hinge cup types)



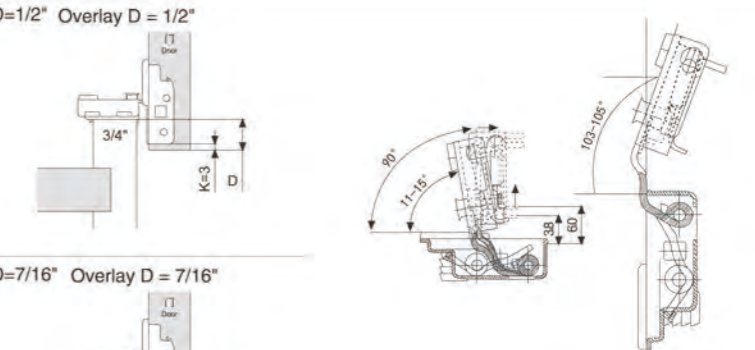
可配螺丝种类

Options of screws and dowels



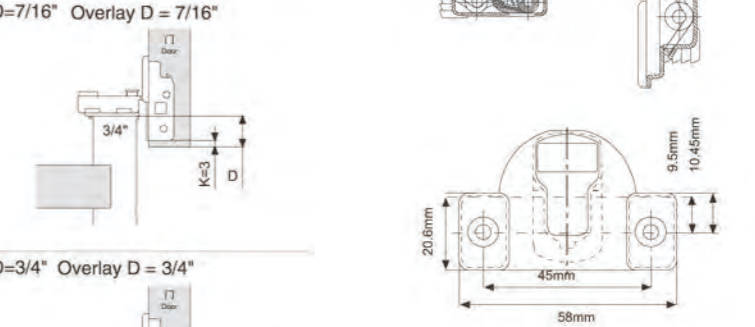
3390-002

盖位D=1/2" Overlay D = 1/2"



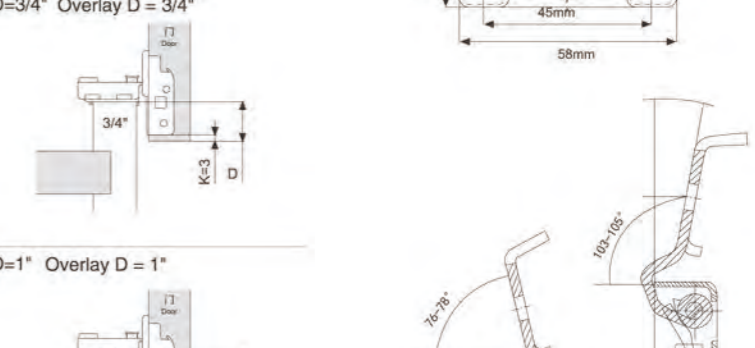
3390-003

盖位D=7/16" Overlay D = 7/16"



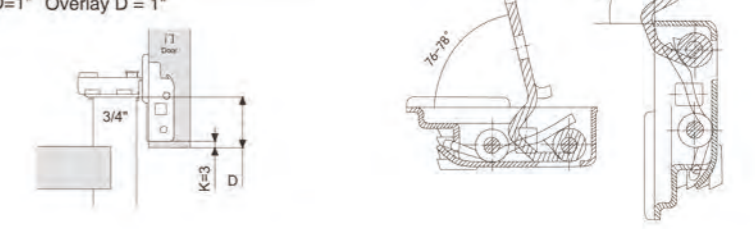
3390-004

盖位D=3/4" Overlay D = 3/4"



3390-006

盖位D=1" Overlay D = 1"



R3392 R3393 R3394 R3395 铰链

R3392 R3393 R3394 R3395 Hinge series



- 开启角度: 105度
- 铰杯厚度: 11.2毫米
- 铰杯直径: 35毫米
- 面板(K)尺寸: 3毫米
- 材质: 铁镀锌
- 门可选用板厚: 14毫米-24毫米
- Opening angle: 105°
- Depth of hinge cup: 11.2mm
- Diameter of hinge cup: 35mm
- Drilling distances on the door(K): 3mm
- Material: cold-rolled steel, nickel plated
- Range of door thickness: 14-24mm

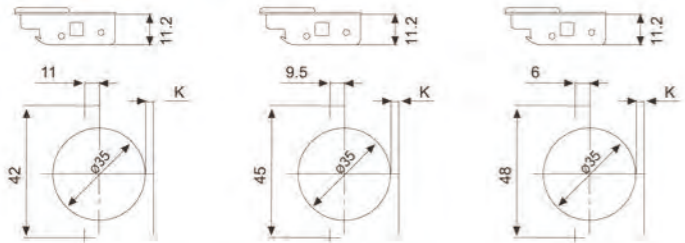
N527 T527 铰链

N527 T527 Hinge series



- 开启角度: 105度
- 铰杯厚度: 11.3毫米
- 铰杯直径: 35毫米
- 面板(K)尺寸: 3毫米-7毫米
- 材质: 铁镀锌
- 门可选用板厚: 14毫米-20毫米
- Opening angle: 105°
- Depth of hinge cup: 11.3mm
- Diameter of hinge cup: 35mm
- Drilling distances on the door(K): 3-7mm
- Material: cold-rolled steel, nickel plated
- Range of door thickness: 14-20mm

铰杯种类(Hinge cup types)

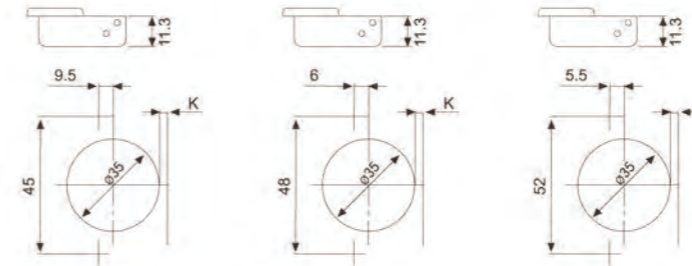


可配螺丝种类

Options of screws and dowels



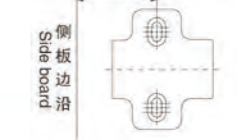
铰杯种类(Hinge cup types)



可配底座(Plate):

序号 No.	名称 Item no.	H值 H Value	孔型/安装尺寸L Hole type/Mounting dimension	类型 Type
1	T527/NN527(锌合金)	H=0	两孔two holes/9.5mm	普通Normal
2				
3				

安装尺寸L(Mounting dimension L)



D:盖位计算值表 Overlay

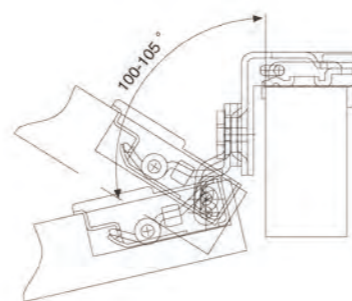
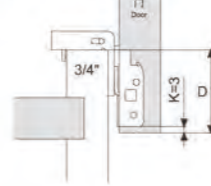
A:间隙位计算值表 Gap

T527系列(普通型)自关铰链(两段力)功能图
T527 Installation Dimensions (Two way)

3392



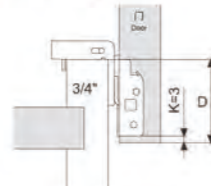
盖位D=1-1/2" Overlay D=1-1/2"



3393



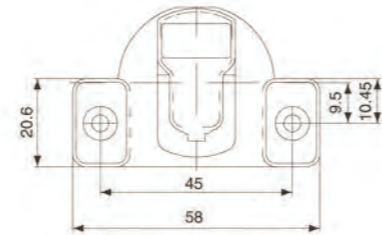
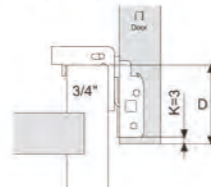
盖位D=1-3/8" Overlay D=1-3/8"



3394



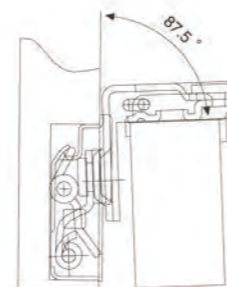
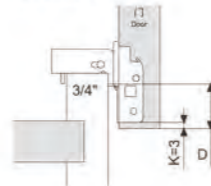
盖位D=1-1/4" Overlay D=1-1/4"



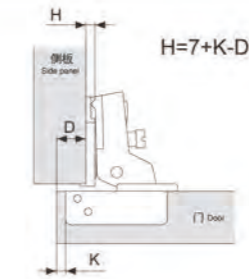
3395



盖位D=1" Overlay D=1"

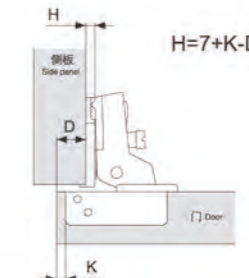


T527



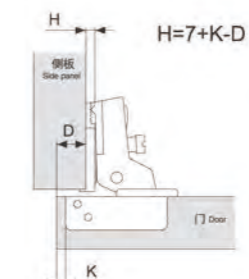
D	K	3	4	5	6	7
0	H	10	11	12	13	14
2	H	8	9	10	11	12
4	H	6	7	8	9	10

S527



D	K	3	4	5	6	7
0	H	10	11	12	13	14
2	H	8	9	10	11	12
4	H	6	7	8	9	10

N527



D	K	3	4	5	6	7
0	H	10	11	12	13	14
2	H	8	9	10	11	12
4	H	6	7	8	9	10